



# STATISTICS PUBLICATION 2023



# **STATISTICS**

## **PUBLICATION 2023**

## Foreword

Uganda Civil Aviation Authority (UCAA) is a corporate body responsible for upholding the highest standards of safety and service in civil aviation, both domestic and international. It's accountable for the safe, regular, secure and efficient use and fast tracking development of Uganda Civil Aviation.

UCAA manages Entebbe International Airport (EIA) and thirteen (13) Regional Airports.

As the regulator of the aviation industry, UCAA disseminates statistics annually as one of its major publications. These provide a benchmark in the planning process for the development and enhancement of service delivery in addition to being Key Performance Indicators (KPI) for the sector.

This 20<sup>th</sup> edition provides information on a wide range of air transport variables such as embarking, disembarking and transit passengers; freight (volume of exports and imports) as well as aircraft movements for the period 2014 - 2023. The publication consequently provides stakeholders with insight into the performance of the sector for the same period.

Comprehensive information is available in the UCAA Main Library, Public Affairs Office or the Strategic Planning Department all located at the Head office, Airport road and the UCAA website [www.caa.co.ug](http://www.caa.co.ug)

The Authority continues to be thankful to all institutions and individuals especially the staff of the Strategic Planning Department (Statistics) for the selflessness and enormous input in the successful production of this year's Publication.

UCAA still commits to the timely release of accurate Aviation Statistics for the benefit of the industry.

.....  
Fred K. Bamwesigye  
Director General

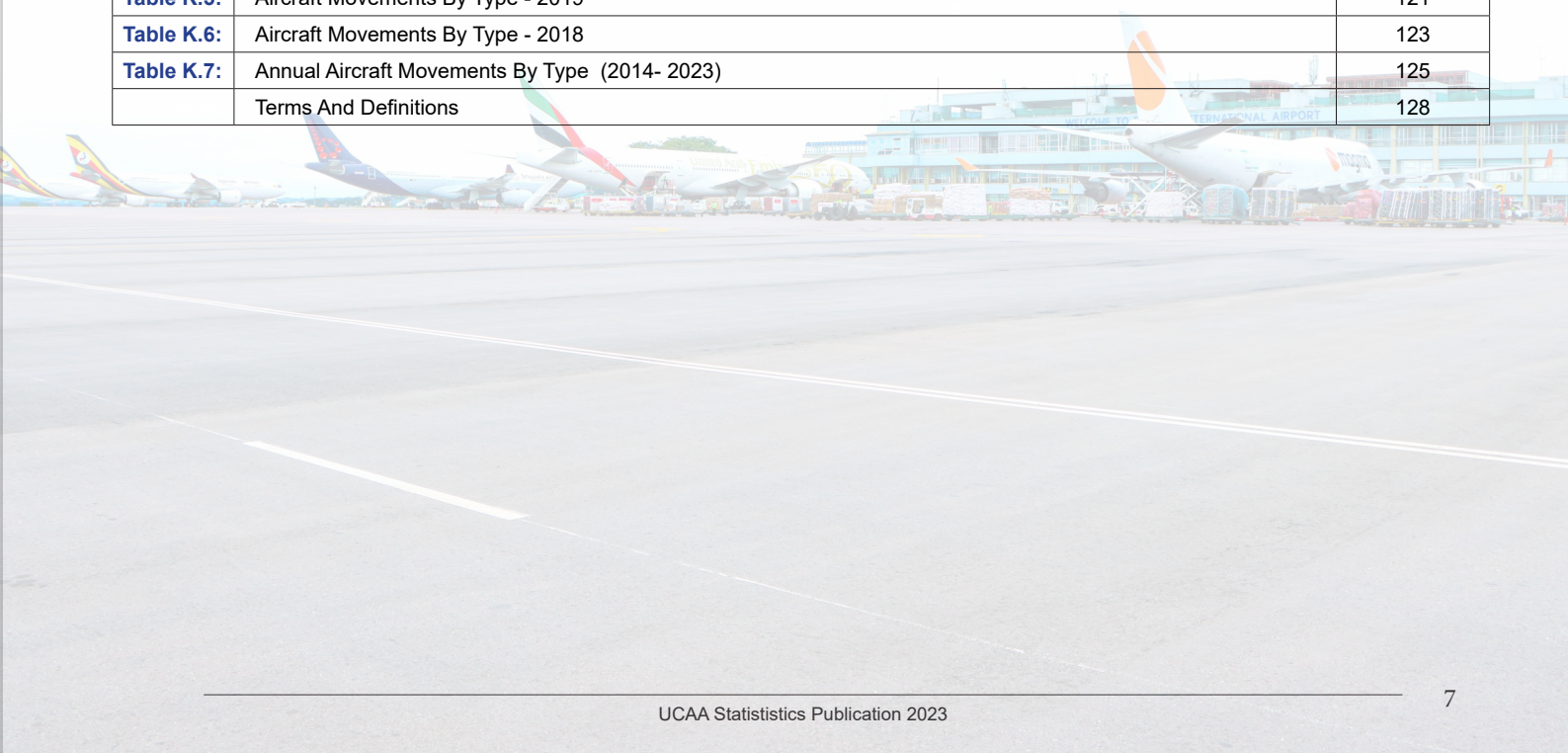
# contents

|   |  |    |
|---|--|----|
|   | Foreword   | i  |
|   | General Notes, Symbols And Abbreviations   | ii |
| <b>Traffic Performance At Entebbe International Airport</b> |  |    |
| <b>Table A.1:</b>   | Scheduled Airlines (Passenger/Cargo) As At 31 Dec 2023   | 10 |
| <b>Table A.2:</b>   | Non-Scheduled Airlines (Passenger / Cargo) As At 31 Dec 2023   | 11 |
| <b>Table A.3:</b>   | Basas Concluded Between Uganda And Other Countries As At 31 Dec 2023   | 12 |
|   | Map Showing Main Aerodromes In Uganda  | 15 |
| <b>Table B.1:</b>   | List Of Main Aerodromes In Uganda As At 31 Dec 2023  | 16 |
| <b>Table C.1:</b>   | Distances By Air From Entebbe International Airportw   | 18 |
| <b>Table C.2:</b>   | Road Distances Between Main Centres (Km)   | 20 |
| <b>Table C.3:</b>   | Road Distances Chart For East Africa (Km)  | 21 |
| <b>Air Traffic Through Entebbe International Airport</b>    |  |    |
| <b>Table D.1:</b>   | Air Traffic Through Entebbe Airport (2014- 2023)   | 23 |
| <b>Table D.2:</b>   | International Passenger Flow Through Entebbe International Airport By Month And Calendar Years (2014- 2023)      | 25 |
| <b>Table D.3:</b>   | Domestic Passenger Flow For Entebbe International Airport By Month And Calendar Years (2014 - 2023)              | 27 |
| <b>Table D.4:</b>   | Transit Passengers - By Month Through Entebbe Airport (2014- 2023)   | 29 |
| <b>Table D.5:</b>   | Cargo Traffic Statistics (Tonnes) Through Entebbe International Airport By Month And Calendar Years (2014- 2023) | 31 |
| <b>Table D.6:</b>   | Commercial Aircraft Movements Through Entebbe International Airport (2014 - 2023)                                | 33 |
| <b>Table D.7:</b>   | Overflights At Entebbe International Airport 2014 - 2023   | 35 |

|                                    |   |    |
|------------------------------------|---|----|
| <b>Table D.8:</b>                  | Mail Traffic (Tonnes) Through Entebbe International Airport By Month And Calendar Years (2013 - 2022) | 37 |
| <b>Table D.9:</b>                  | Overflights At Entebbe International Airport For Financial Years 2012/13- 2021/22                     | 39 |
| <b>Table D.10:</b>                 | Cargo Traffic (Tonnes) Through Entebbe International Airport In Financial Years 2012/13 - 2021/22     | 40 |
| <b>Table D.11:</b>                 | Domestic Passengers Through Entebbe International Airport In Financial Years 2012/13- 2021/22         | 41 |
| <b>Table D.12:</b>                 | Transit Passengers Through Entebbe International Airport For Financial Years 2012/13-2021/22          | 42 |
| <b>Table D.13:</b>                 | International Passengers Through Entebbe International Airport In Financial Years 2012/13- 2021/22    | 43 |
| <b>Table D.14:</b>                 | Commercial Aircraft Movements At Entebbe International Airport For Financial Years 2012/13 - 2021/22  | 44 |
| <b>Table D.15:</b>                 | Mail Traffic At Entebbe International Airport In Financial Years 2012/13 - 2021/22                    | 45 |
| <b>Belly And Freighter Cargo</b>   |   |    |
| <b>Table E.1:</b>                  | Belly And Freighter Cargo (Annual) 2013 To 2023   | 47 |
| <b>Table E.2:</b>                  | Belly And Freighter Cargo (Monthly) 2014 To 2024  | 48 |
| <b>Table E.2:</b>                  | Belly And Freighter Cargo (Monthly) 2014 To 2024  | 49 |
| <b>Passenger Traffic Movements</b> |   |    |
| <b>Table F.1:</b>                  | Passenger Movements (2010 - 2019) For Entebbe International Airport                                   | 51 |
| <b>Regional Airports Traffic</b>   |   |    |
| <b>Table G.1:</b>                  | Upcountry Airports Passenger Traffic (2014- 2023)   | 55 |
| <b>Table G.2:</b>                  | Upcountry Airports Aircraft Movements (2014 - 2023)   | 57 |
| <b>Table G.4:</b>                  | International Aircraft Movements Through Entry/ Exit Points (2014 - 2023)                             | 59 |
| <b>Table G.5:</b>                  | International Passenger Traffic Through Entry/Exit Points (2010- 2020)                                | 60 |
| <b>Table G.6:</b>                  | Transit Passenger Traffic Through Caa Managed Aerodromes (2014- 2023)                                 | 61 |
| <b>Aircraft Movements</b>          |   |    |
| <b>Table H.1:</b>                  | Aircraft Movements 2023   | 63 |
| <b>Table H.2:</b>                  | Aircraft Movements 2022   | 64 |
| <b>Table H.3:</b>                  | Aircraft Movements 2021   | 65 |
| <b>Table H.4:</b>                  | Aircraft Movements 2020   | 66 |
| <b>Table H.5:</b>                  | Aircraft Movements 2019   | 67 |

|                        |  |     |
|------------------------|--|-----|
| <b>Table H.6:</b>      | Aircraft Movements 2018  | 68  |
| <b>Table H.7:</b>      | Aircraft Movements 2017  | 69  |
| <b>Table H.8:</b>      | Aircraft Movements 2016  | 70  |
| <b>Table H.9:</b>      | Aircraft Movements 2015  | 71  |
| <b>Table H.10:</b>     | Aircraft Movements 2014  | 72  |
| <b>Exports By Type</b> |  |     |
| <b>Table I.0:</b>      | Exports By Type (Tonnes) Through Entebbe International Airport 2009-2023 | 74  |
| <b>Table I.1:</b>      | Exports By Type (Tonnes) Through Entebbe International Airport 2023      | 76  |
| <b>Table I.2:</b>      | Exports By Type (Tonnes) Through Entebbe International Airport 2019      | 78  |
| <b>Table I.3:</b>      | Exports By Type (Tonnes) Through Entebbe International Airport 2018      | 80  |
| <b>Table I.4:</b>      | Exports By Type (Tonnes) Through Entebbe International Airport 2017      | 82  |
| <b>Table I.7:</b>      | Exports By Type (Tonnes) Through Entebbe International Airport 2016      | 84  |
| <b>Table I.8:</b>      | Exports By Type (Tonnes) Through Entebbe International Airport 2015      | 86  |
| <b>Table I.9:</b>      | Exports By Type (Tonnes) Through Entebbe International Airport 2014      | 88  |
| <b>Table I.10:</b>     | Exports By Type (Tonnes) Through Entebbe International Airport 2013      | 90  |
| <b>Sector Traffic</b>  |  |     |
| <b>Table J.1</b>       | Sector Passenger Traffic For The Period 2011- 2023                       | 93  |
| <b>Table J.2:</b>      | Sector Cargo Traffic (Tonnes) For The Period 2010 - 2023                 | 95  |
| <b>Table J.3:</b>      | Sector Passenger Traffic For The Year 2023                               | 97  |
| <b>Table J.4:</b>      | Sector Passenger Traffic For The Year 2022                               | 98  |
| <b>Table J.5:</b>      | Sector Passenger Traffic For The Year 2021                               | 99  |
| <b>Table J.6:</b>      | Sector Passenger Traffic For The Year 2020                               | 100 |
| <b>Table J.7:</b>      | Sector Passenger Traffic For The Year 2019                               | 101 |
| <b>Table J.8:</b>      | Sector Passenger Traffic For The Year 2018                               | 102 |
| <b>Table J.9:</b>      | Sector Cargo Traffic (Tonnes) For The Year 2023                          | 104 |
| <b>Table J.10:</b>     | Sector Cargo Traffic (Tonnes) For The Year 2022                          | 106 |

|                                   |   |     |
|-----------------------------------|---|-----|
| <b>Table J.11:</b>                | Sector Cargo Traffic (Tonnes) For The Year 2021 | 108 |
| <b>Table J.12:</b>                | Sector Cargo Traffic (Tonnes) For The Year 2020 | 110 |
| <b>Aircraft Movements By Type</b> |   |     |
| <b>Table K.1:</b>                 | Aircraft Movements By Type - 2023               | 113 |
| <b>Table K.2:</b>                 | Aircraft Movements By Type - 2022               | 115 |
| <b>Table K.3:</b>                 | Aircraft Movements By Type - 2021               | 117 |
| <b>Table K.4:</b>                 | Aircraft Movements By Type - 2020               | 119 |
| <b>Table K.5:</b>                 | Aircraft Movements By Type - 2019               | 121 |
| <b>Table K.6:</b>                 | Aircraft Movements By Type - 2018               | 123 |
| <b>Table K.7:</b>                 | Annual Aircraft Movements By Type (2014- 2023)  | 125 |
|                                   | Terms And Definitions                           | 128 |



## General Notes, Symbols and Abbreviations

|               |  |
|---------------|--|
| <b>CAA</b>    | Civil Aviation Authority                   |
| <b>NR</b>     | Data Not Received                          |
| <b>NA</b>     | Data Not Available                         |
| <b>0</b>      | Magnitude of less than half the unit value |
| <b>0</b>      | Magnitude of the last digit shown          |
| <b>..</b>     | Category not applicable                    |
| <b>A/C</b>    | Aircraft                                   |
| <b>NTE</b>    | Non Traditional Exports                    |
| <b>LIC.NO</b> | Licence Number                             |
| <b>EXP</b>    | Expiry                                     |
| <b>KM</b>     | Kilo Meter                                 |
| <b>PAX</b>    | Passengers                                 |
| <b>EMB</b>    | Embarking                                  |

|                 |   |
|-----------------|---|
| <b>DISEMB</b>   | Disembarking                              |
| <b>-</b>        | Nil                                       |
| <b>OP</b>       | Operational                               |
| <b>N/OP</b>     | Non Operational                           |
| <b>CONTD</b>    | Continued                                 |
| <b>DAT</b>      | Directorate of Air Transport              |
| <b>ICAO</b>     | International Civil Aviation Organisation |
| <b>BASA</b>     | Bilateral Air Service Agreement           |
| <b>TOT-X</b>    | Total Exports                             |
| <b>TOT-M</b>    | Total Imports                             |
| <b>ENPLANED</b> | Embarking                                 |
| <b>DEPLANED</b> | Disembarking                              |
|                 |   |



# TRAFFIC PERFORMANCE AT ENTEBBE INTERNATIONAL AIRPORT

## AIRCRAFT MOVEMENTS

Overall, aircraft movements (landings and take offs) registered an increment of 6.61% in the year 2023 with 30901 movements compared to 28985 movements recorded in 2022.

Over flights recorded a great increment of 52.97% with a total of 23440 movements in 2023 compared to 15323 movements in 2022.

---

## PASSENGER TRAFFIC

International passenger traffic increased by 22.71% recording 1932094 passengers in 2023 compared to 1574405 in 2022.

The international direct transit passengers registered a 16.32% increment in 2023, from 110795 passengers in 2022 to 128882 passengers in 2023.

Domestic passenger traffic increased by 13.09 % with actual performance of 23019 passengers in 2023 from 20355 of 2022.

---

## CARGO TRAFFIC

Total Cargo volumes decreased by 3.56% thus realizing 59072 tons in 2023 compared to 61255 tons in 2022. Exports recorded a decline of 0.60 % recording 40911 tons in 2023 compared to 41157 tons of 2022. Imports decreased by a margin of 4.66% with 18161 tons in 2023 compared to 20098 tons in 2022

---

## UPCOUNTRY AIRPORTS AIRCRAFT MOVEMENTS

The total movements at UCAA managed Upcountry airports registered a decline of 17.95% from 10574 movements in 2022 to 8676 movements in 2023.

A total of 700 international aircraft movements were recorded at the five (5) designated entry and exit Upcountry airports in 2023 representing a decline of 12.06% compared to 796 movements in 2022.

---

## PASSENGER TRAFFIC

Overall, passenger traffic at Upcountry airports registered an increment of 13.61% in 2023 with 28517 passengers compared to 25100 passengers in 2022. International passenger traffic decreased by 14.07% realizing 2852 passengers in 2023 from 3319 passengers in 2022 in the five (5) designated entry and exit Upcountry airports. Domestic passenger traffic at the upcountry airports increased by 13.35% in 2023 with 29030 passengers compared to 25610 in 2022.

---

**TABLE A.1: SCHEDULED AIRLINES (PASSENGER/CARGO) AS AT 31 DEC 2023**

| S/N | OPERATOR             | COUNTRY      | DESTINATIONS SERVED  | YEAR STARTED | A/C TYPE               | WEEKLY    |
|-----|----------------------|--------------|--|--------------|------------------------|-----------|
|     |                      |              |  |              |                        | FREQUENCY |
| 1   | AEROLINK             | Uganda       | Kasese, Kihhi, Bugungu, Pakuba   | 2012         | C208                   | 33        |
| 2   | AIR TANZANIA         | TANZANIA     | KILIMANJARO  | 2017         | BC53                   | 4         |
| 3   | EGYPT AIR            | EGYPT        | CAIRO  | 1991         | B737, A320             | 5         |
| 4   | EMIRATES (FREIGHTER) | U.A.E        | DUBAI  | 2006         | B777                   | 1         |
| 5   | EMIRATES (PASSENGER) | U.A.E        | DUBAI  | 2000         | A330, A340             | 5         |
| 6   | ETHIOPIAN AIRLINES   | ETHIOPIA     | COMESA COUNTRIES   | 1974         | B767, B757, B737, DH8D | 22        |
| 7   | FLY DUBAI            | U.A.E        | DUBAI  | 2014         | B738                   | 11        |
| 8   | KENYA AIRWAYS        | KENYA        | NAIROBI  | 1978         | B737, B767, E190       | 30        |
| 9   | KLM                  | HOLLAND      | AMSTERDAM  | 2005         | A330                   | 6         |
| 10  | QATAR AIRLWAYS       | QATAR        | DOHA   | 2011         | A320                   | 7         |
| 11  | QATAR FREIGHTER      | QATAR        | DOHA   | 2011         | A300F                  | 2         |
| 13  | RWANDAIR FREIGHTER   | RWANDA       | KIGALI   |              |                        | 1         |
| 14  | RWANDAIR             | RWANDA       | KIGALI   | 1998         | DHC8, CRJ              | 22        |
| 15  | SN BRUSSELS AIRLINES | BELGIUM      | BRUSSELS   | 2002         | A330                   | 7         |
| 16  | TARCO AIR            | SUDAN        | JUBA   | 2017         | B733                   | 4         |
| 17  | TURKISH AIRLINES     | TURKEY       | INSTANBUL  | 2010         | B739                   | 7         |
| 18  | TURKISH FREIGHTER    | TURKEY       | INSTANBUL  | 2010         | A332, A335, B77W       | 1         |
| 19  | AIR ARABIA           | SAUDI ARABIA | SHJ  | 2023         | A320/321               | 10        |
| 20  | UGANDA AIRLINES      | UGANDA       | BUJUMBURA, CONGO, DAR ES SALAAM, JUBA, KHARTOUM, MOMBASA, MOGADISHU, NAIROBI, KIGALI, MUMBAI AND LAGOS | 2019         | CRJ 9, A338            | 70        |

**TABLE A.2: NON-SCHEDULED AIRLINES (PASSENGER / CARGO) AS AT 31 DEC 2023**

| <b>S/N</b> | <b>OPERATOR</b>             | <b>A/C TYPE</b>      | <b>SERVICE</b> |
|------------|-----------------------------|----------------------|----------------|
| 1          | AIM AIR                     | C206                 | PASSENGER      |
| 2          | AIRSERV                     | C208, DHC6, C206     | PASSENGER      |
| 3          | ASANTE AVIATION             |                      | PASSENGER      |
| 12         | ASANTE AVIATION             | C208                 | PASSENGER      |
| 13         | AURIC AIR                   | C208                 | PASSENGER      |
| 4          | AVIENT AVIATION             | DC10                 | CARGO          |
| 5          | COASTAL TRAVELS LTD         | C206, C404,C208, P12 | PASSENGER      |
| 6          | DHL AVIATION                | C208                 | CARGO          |
| 7          | EAGLE AVIATION              | L410, PA34           | PASSENGER      |
| 14         | GLOBAL AVIATION             | A320                 | PASSENGER      |
| 8          | KAMPALA AERoclUB            | C172, C210           | PASSENGER      |
| 15         | KAMPALA EXECUTIVE AVIATION  | C208                 | PASSENGER      |
| 16         | KIBALI GOLD                 | B190                 | PASSENGER      |
| 8          | MARTIN AIR                  | MD11, B747           | CARGO          |
| 9          | MISSION AVIATION FELLOWSHIP | C172, C208, C185     | PASSENGER      |
| 17         | PHOENIX AVIATION            | C550                 | PASSENGER      |
| 11         | PREMIER SAFARIS             | BE20                 | PASSENGER      |
| 10         | STH                         | A26                  | CARGO          |
| 19         | TRAX AVIATION               | A748,B722,BA749,B721 | CARGO          |
| 18         | VINE AIR                    | C172                 | PASSENGER      |

**TABLE A.3: BASAs CONCLUDED BETWEEN UGANDA AND OTHER COUNTRIES AS AT 31 DEC 2023**

| <b>No</b> | <b>COUNTRY</b>               | <b>CONCLUDED AND INITIALED</b> | <b>REVIEWED I</b> | <b>REVIEWED II</b> | <b>REVIEWED III</b> |
|-----------|------------------------------|--------------------------------|-------------------|--------------------|---------------------|
| 1         | Australia                    | 19/11/2014                     |                   |                    |                     |
| 2         | Austria                      | 28/06/1974                     | 22/10/2015        |                    |                     |
| 3         | Baharain                     | 2/10/1993                      | 22/10/2011        |                    |                     |
| 4         | Belgium                      | 26/03/1982                     | 18/05/1993        |                    |                     |
| 5         | Botswana                     | 18/11/2014                     |                   |                    |                     |
| 6         | Burkina Faso                 | 12/12/2013                     |                   |                    |                     |
| 7         | Burundi                      | 20/01/1987                     | 20/11/2014        |                    |                     |
| 8         | Burundi                      | 2/11/1986                      | 20/01/1987        |                    |                     |
| 9         | China                        | 7/4/2006                       |                   |                    |                     |
| 10        | Colombia                     | 9/12/2021                      |                   |                    |                     |
| 11        | Democratic Republic Of Congo | 7/4/1987                       | 30/04/2004        | 26/11/2009         |                     |
| 12        | Djibouti                     | 9/1/1990                       |                   |                    |                     |
| 13        | Egypt                        | 27/10/1982                     | 6/3/2000          |                    |                     |
| 14        | Ethiopia                     | 24/12/1978                     | 8/4/2005          |                    |                     |
| 15        | Finland                      | 8/12/2021                      |                   |                    |                     |
| 16        | France                       | 27/07/1964                     | 21/01/1970        |                    |                     |

|    |              |            |            |            |          |
|----|--------------|------------|------------|------------|----------|
| 17 | Gabon        | 28/05/1977 |            |            |          |
| 18 | Germany      | 20/11/1998 |            |            |          |
| 19 | Ghana        | 25/08/2004 |            |            |          |
| 20 | India        | 13/07/1995 | 5/10/1997  | 19/10/2011 |          |
| 21 | Iran         | 3/2/1996   |            |            |          |
| 22 | Israel       | 19/12/1995 |            |            |          |
| 23 | Italy        | 6/12/2019  |            |            |          |
| 24 | Jordan       | 12/12/2013 |            |            |          |
| 25 | Kenya        | 25/10/1991 | 16/03/1993 | 21/09/1994 | 8/8/2008 |
| 26 | Kuwait       | 29/11/2004 |            |            |          |
| 27 | Libya        | 2/7/1990   | 21/10/2001 |            |          |
| 28 | Mauritius    | 18/11/2014 |            |            |          |
| 29 | Morocco      | 20/11/2014 |            |            |          |
| 30 | Mozambique   | 8/7/1990   |            |            |          |
| 31 | Netherlands  | 23/01/1998 |            |            |          |
| 32 | Nigeria      | 20/12/1996 | 9/9/2002   | 21/01/2005 |          |
| 33 | Oman         | 22/03/1994 |            |            |          |
| 34 | Pakistan     | 18/03/1978 |            |            |          |
| 35 | Qatar        | 19/01/1996 |            |            |          |
| 36 | Rwanda       | 7/11/1987  | 7/5/1996   | 21/10/2011 |          |
| 37 | Saudi Arabia | 30/12/2015 |            |            |          |
| 38 | Seychelles   | 21/11/2014 |            |            |          |

|    |                |            |            |            |           |
|----|----------------|------------|------------|------------|-----------|
| 39 | Singapore      | 29/09/2009 |            |            |           |
| 40 | Somalia        | 11/12/2013 |            |            |           |
| 41 | South Africa   | 16/02/1994 | 17/04/1996 | 23/09/2003 |           |
| 42 | South Sudan    | 30/12/2014 |            | 10/12/2015 |           |
| 43 | Spain          | 12/12/2018 |            |            |           |
| 44 | Sudan          | 24/08/1978 | 15/02/2006 |            |           |
| 45 | Swaziland      | 16/03/1992 |            |            |           |
| 46 | Tanzania       | APR'78     | 19/02/1982 | 4/3/2003   |           |
| 47 | Thailand       | 29/11/1996 |            |            |           |
| 48 | Turkey         | 30/09/2009 | 5/5/2010   |            |           |
| 49 | UAE            | 10/12/1997 |            |            |           |
| 50 | United Kingdom | 20/06/1990 | 10/12/1993 | 22/05/1995 | 10/3/2000 |
| 51 | USA            | 4/6/2002   | 27/10/2009 |            |           |
| 52 | USSR           | 31/10/1978 | 5/12/1980  |            |           |
| 53 | Zambia         | 24/08/1988 |            |            |           |
| 54 | Zimbabwe       | 6/10/1905  | 14/01/2005 |            |           |

# MAP SHOWING MAIN AERODROMES IN UGANDA



**TABLE B.1: LIST OF MAIN AERODROMES IN UGANDA AS AT 31 DEC 2023**

| NO. | NAME         | LOCATION    | CORDINATES                 |
|-----|--------------|-------------|----------------------------|
| 1   | ADJUMAN      | ADJUMAN     | 03 20N 031 45E             |
| 2   | ARUA** ++    | ARUA        | 03 03N 030 55E             |
| 3   | BUGUNGU      |             | 02 12.1 N 031 33.2 E       |
| 4   | CHOBE        |             | 0214 50N 032 08 20 E       |
| 5   | ENTEBBE** ++ | WAKISO      | 00 02 26.93N 032 26 25.95E |
| 6   | FORT PORTAL  | FORT PORTAL | 00 43N 30 15E              |
| 7   | GULU** ++    | GULU        | 02 48N 032 16E             |
| 8   | JINJA        | JINJA       | 00 27N 33 12E              |
| 9   | KABALE       | KABALE      | 01 14 93S 030 01 57E       |
| 10  | KAKIRA       | JINJA       | 00 30 00N 033 16 48E       |
| 11  | KASESE** ++  | KASESE      | 00 11 17.85N 030 06 05.73E |
| 12  | KIDEPO** ++  | KOTIDO      | 03 43N 033 50E             |
| 13  | KIHIHI       |             | 00 42.993S 029 42.482E     |
| 14  | KISORO**     | KISORO      | 01 16S 029 43E             |
| 15  | KITGUM       | KITGUM      | 03 18N 32 54E              |
| 16  | KOTIDO       | KOTIDO      | 02 57N 034 07E             |
| 17  | LIRA**       | LIRA        | 02 15N 032 35E             |
| 18  | MASINDI**    | MASINDI     | 01 45N 031 45E             |
| 19  | MBARARA      | MBARARA     | 00 33S 030 36E             |
| 20  | MOROTO**     | MOROTO      | 02 31N 034 35E             |
| 21  | MOYO         | MOYO        | 03 39N 31 44E              |
| 22  | MWEYA        | KASESE      | 00 10S 29 56E              |
| 23  | PAKUBA** ++  | GULU        | 020N 031 30E               |
| 24  | SOROTI**     | SOROTI      | 01 43 20.32N 033 37 07.26E |
| 25  | TORORO**     | TORORO      | 00 41N 34 10E              |



**NEW AIRPORT DEPARTURE TERMINAL**



**TABLE C.1: DISTANCES BY AIR FROM ENTEBBE INTERNATIONAL AIRPORT**

| <b>STATION</b> | <b>NAUTICAL MILES</b> | <b>HEADINGS</b> |
|----------------|-----------------------|-----------------|
| ARUA           | 204                   | 332             |
| BUJUMBURA      | 284                   | 222             |
| BUKOBA         | 93                    | 206             |
| CHOBE          | 133                   | 350             |
| FORT PORTAL    | 140                   | 287             |
| GULU           | 168                   | 358             |
| HOIMA          | 108                   | 322             |
| HOMA BAY       | 128                   | 108             |
| JINJA          | 51                    | 60              |
| KABALE         | 170                   | 243             |
| KABALEGA FALLS | 148                   | 340             |
| KAMPALA        | 18                    | 28              |
| KASESE         | 143                   | 275             |
| KIDEPO         | 240                   | 18              |
| KIGALI         | 190                   | 230             |
| KIJURA         | 132                   | 290             |
| KINSHASA       | 1060                  | 257             |
| KISORO         | 186                   | 245             |

|         |     |     |
|---------|-----|-----|
| KISUMU  | 140 | 93  |
| KITGUM  | 197 | 8   |
| LIRA    | 134 | 11  |
| MASINDI | 112 | 337 |
| MBARARA | 120 | 252 |
| MOROTO  | 198 | 40  |
| MOYO    | 220 | 348 |
| MUSOMA  | 130 | 138 |
| MWANZA  | 160 | 170 |
| MWEYA   | 156 | 263 |
| PARAA   | 145 | 339 |
| SOROTI  | 123 | 34  |

**TABLE C.2: ROAD DISTANCES BETWEEN MAIN CENTRES (KM)**

|                 | ENTEBBE | CHOBE | FORT PORTAL | GULU | KITGUM | SUDAN BORDER | HOIMA | JINJA | KABALE | ZAIRE BORDER | KAMPALA | KARUMA FALLS | KIDEPO | ARUA | ZAIRE | MASAKA | MASINDI | MBALE | MBARARA | TANZANIA BORDER | MOROTO | PARAA | SOROTI | TORORO | KENYA BORDER |  |
|-----------------|---------|-------|-------------|------|--------|--------------|-------|-------|--------|--------------|---------|--------------|--------|------|-------|--------|---------|-------|---------|-----------------|--------|-------|--------|--------|--------------|--|
| ENTEBBE         |         |       |             |      |        |              |       |       |        |              |         |              |        |      |       |        |         |       |         |                 |        |       |        |        |              |  |
| CHOBE           | 318     |       |             |      |        |              |       |       |        |              |         |              |        |      |       |        |         |       |         |                 |        |       |        |        |              |  |
| FORT PORTAL     | 356     | 370   |             |      |        |              |       |       |        |              |         |              |        |      |       |        |         |       |         |                 |        |       |        |        |              |  |
| GULU            | 380     | 98    | 432         |      |        |              |       |       |        |              |         |              |        |      |       |        |         |       |         |                 |        |       |        |        |              |  |
| KITGUM          | 487     | 203   | 483         | 107  |        |              |       |       |        |              |         |              |        |      |       |        |         |       |         |                 |        |       |        |        |              |  |
| SUDAN BORDER    | 493     | 205   | 481         | 105  | 145    |              |       |       |        |              |         |              |        |      |       |        |         |       |         |                 |        |       |        |        |              |  |
| HOIMA           | 237     | 172   | 198         | 234  | 341    | 399          |       |       |        |              |         |              |        |      |       |        |         |       |         |                 |        |       |        |        |              |  |
| JINJA           | 114     | 364   | 402         | 426  | 469    | 531          | 283   |       |        |              |         |              |        |      |       |        |         |       |         |                 |        |       |        |        |              |  |
| KABALE          | 464     | 668   | 298         | 739  | 837    | 835          | 496   | 519   |        |              |         |              |        |      |       |        |         |       |         |                 |        |       |        |        |              |  |
| ZAIRE BORDER    | 556     | 760   | 390         | 822  | 929    | 927          | 588   | 602   | 92     |              |         |              |        |      |       |        |         |       |         |                 |        |       |        |        |              |  |
| KAMPALA         | 34      | 284   | 322         | 346  | 453    | 459          | 203   | 80    | 430    | 522          |         |              |        |      |       |        |         |       |         |                 |        |       |        |        |              |  |
| KARUMA FALLS    | 300     | 18    | 352         | 80   | 185    | 187          | 154   | 346   | 650    | 742          | 266     |              |        |      |       |        |         |       |         |                 |        |       |        |        |              |  |
| KIDEPO          | 745     | 348   | 682         | 250  | 162    | 3307         | 484   | 631   | 980    | 1072         | 596     | 330          |        |      |       |        |         |       |         |                 |        |       |        |        |              |  |
| ARUA            | 538     | 256   | 590         | 249  | 356    | 265          | 392   | 584   | 888    | 980          | 504     | 238          | 499    |      |       |        |         |       |         |                 |        |       |        |        |              |  |
| ZAIRE           | 554     | 272   | 606         | 265  | 372    | 281          | 408   | 600   | 904    | 996          | 520     | 254          | 515    | 16   |       |        |         |       |         |                 |        |       |        |        |              |  |
| MASAKA          | 171     | 421   | 378         | 483  | 590    | 588          | 340   | 217   | 293    | 385          | 137     | 403          | 733    | 625  | 641   |        |         |       |         |                 |        |       |        |        |              |  |
| MASINDI         | 251     | 116   | 254         | 178  | 285    | 283          | 56    | 297   | 552    | 644          | 217     | 98           | 428    | 320  | 336   | 354    |         |       |         |                 |        |       |        |        |              |  |
| MBALE           | 284     | 329   | 572         | 364  | 344    | 469          | 453   | 170   | 680    | 772          | 250     | 311          | 461    | 533  | 549   | 387    | 395     |       |         |                 |        |       |        |        |              |  |
| MBARARA         | 317     | 567   | 232         | 588  | 695    | 693          | 430   | 363   | 147    | 239          | 283     | 549          | 879    | 771  | 787   | 146    | 486     | 533   |         |                 |        |       |        |        |              |  |
| TANZANIA BORDER | 408     | 612   | 242         | 674  | 781    | 779          | 440   | 454   | 96     | 188          | 374     | 594          | 924    | 816  | 832   | 237    | 496     | 624   | 91      |                 |        |       |        |        |              |  |
| MOROTO          | 508     | 390   | 796         | 321  | 281    | 428          | 512   | 394   | 904    | 966          | 474     | 372          | 255    | 594  | 610   | 611    | 456     | 224   | 757     | 848             |        |       |        |        |              |  |
| PARAA           | 343     | 121   | 346         | 114  | 221    | 219          | 148   | 389   | 644    | 746          | 309     | 103          | 364    | 216  | 232   | 4466   | 92      | 414   | 578     | 588             | 475    |       |        |        |              |  |
| SOROTI          | 381     | 232   | 552         | 267  | 247    | 372          | 354   | 267   | 777    | 869          | 347     | 214          | 393    | 436  | 452   | 284    | 298     | 97    | 630     | 721             | 154    | 317   |        |        |              |  |
| TORORO          | 239     | 374   | 527         | 409  | 389    | 514          | 408   | 125   | 635    | 727          | 205     | 356          | 506    | 578  | 594   | 342    | 422     | 45    | 488     | 579             | 219    | 459   | 142    |        |              |  |
| KENYA BORDER    | 257     | 392   | 454         | 427  | 207    | 532          | 426   | 143   | 653    | 745          | 223     | 374          | 524    | 596  | 612   | 360    | 440     | 663   | 506     | 597             | 217    | 477   | 160    | 18     |              |  |

**TABLE C.3: ROAD DISTANCES CHART FOR EAST AFRICA (KM)**

|                 | ARUSHA | DAR-ES - SALAAM | DODOMA | ELDORET | FORT PORTAL | IRINGA | JINJA | KAMPALA | KISUMU | KITALE | LINDI | MOMBASA | MORO-GORO | MOSHI | NAIROBI | NAKURU | NYERI | TANGA |
|-----------------|--------|-----------------|--------|---------|-------------|--------|-------|---------|--------|--------|-------|---------|-----------|-------|---------|--------|-------|-------|
| ARUSHA          |        | 523             | 272    | 367     | 782         | 436    | 534   | 584     | 383    | 411    | 819   | 242     | 402       | 49    | 173     | 270    | 271   | 286   |
| DAR-ES - SALAAM | 523    |                 | 309    | 890     | 1305        | 314    | 1057  | 1107    | 906    | 934    | 296   | 476     | 121       | 474   | 696     | 793    | 794   | 353   |
| DODOMA          | 272    | 309             |        | 634     | 1049        | 164    | 801   | 851     | 650    | 678    | 609   | 623     | 188       | 321   | 440     | 537    | 538   | 500   |
| ELDORET         | 367    | 890             | 634    |         | 415         | 798    | 167   | 217     | 106    | 44     | 1186  | 501     | 769       | 408   | 194     | 97     | 214   | 624   |
| FORT PORTAL     | 782    | 1305            | 1049   | 415     |             | 1213   | 248   | 198     | 432    | 412    | 1597  | 916     | 1184      | 831   | 609     | 512    | 629   | 1039  |
| IRINGA          | 436    | 314             | 164    | 798     | 1213        |        | 965   | 1015    | 814    | 842    | 610   | 530     | 193       | 485   | 604     | 701    | 702   | 407   |
| JINJA           | 534    | 1057            | 801    | 167     | 248         | 965    |       | 50      | 184    | 164    | 1353  | 668     | 936       | 583   | 361     | 264    | 381   | 791   |
| KAMPALA         | 584    | 1107            | 851    | 217     | 198         | 1015   | 50    |         | 234    | 214    | 1403  | 718     | 986       | 633   | 411     | 314    | 431   | 841   |
| KISUMU          | 383    | 906             | 650    | 106     | 432         | 814    | 184   | 234     |        | 103    | 1202  | 517     | 785       | 432   | 210     | 113    | 230   | 640   |
| KITALE          | 411    | 934             | 678    | 44      | 412         | 842    | 164   | 214     | 103    |        | 1230  | 545     | 813       | 460   | 238     | 141    | 258   | 668   |
| LINDI           | 819    | 296             | 609    | 1186    | 1597        | 610    | 1353  | 1403    | 1202   | 1230   |       | 772     | 417       | 770   | 992     | 1089   | 1090  | 649   |
| MOMBASA         | 242    | 476             | 623    | 501     | 916         | 530    | 668   | 718     | 517    | 545    | 772   |         | 355       | 193   | 307     | 404    | 405   | 123   |
| MOROGORO        | 402    | 121             | 188    | 769     | 1184        | 193    | 936   | 986     | 785    | 813    | 417   | 355     |           | 353   | 575     | 793    | 794   | 232   |
| MOSHI           | 49     | 474             | 321    | 408     | 831         | 485    | 583   | 633     | 432    | 460    | 770   | 193     | 353       |       | 222     | 319    | 320   | 237   |
| NAIROBI         | 173    | 696             | 440    | 194     | 609         | 604    | 361   | 411     | 210    | 238    | 992   | 307     | 575       | 222   |         | 97     | 98    | 430   |
| NAKURU          | 270    | 793             | 537    | 97      | 512         | 701    | 264   | 314     | 113    | 141    | 1089  | 404     | 793       | 319   | 97      |        | 117   | 527   |
| NYERI           | 271    | 794             | 538    | 214     | 629         | 702    | 381   | 431     | 230    | 258    | 1090  | 405     | 794       | 320   | 98      | 117    |       | 528   |
| TANGA           | 286    | 353             | 500    | 624     | 1039        | 407    | 791   | 841     | 640    | 668    | 649   | 123     | 232       | 237   | 430     | 527    | 528   |       |



**AIR TRAFFIC THROUGH ENTEBBE  
INTERNATIONAL AIRPORT**

**TABLE D.1: AIR TRAFFIC THROUGH ENTEBBE AIRPORT (2014- 2023)**

| DESCRIPTION                             | 2014      | 2015      | 2016      | 2017      | 2018      | 2019      | 2020    | 2021    | 2022      | 2023      |
|---|-----------|-----------|-----------|-----------|-----------|-----------|---------|---------|-----------|-----------|
| <b>1. Commercial Aircraft Movements</b> |           |           |           |           |           |           |         |         |           |           |
| 1.1 International                       | 22,743    | 24,469    | 25,023    | 25,154    | 27,068    | 27,660    | 12,759  | 18,909  | 24,376    | 26,245    |
| 1.2 Domestic                            | 4,143     | 3,181     | 3,324     | 4,169     | 5,315     | 5,138     | 1,662   | 2,675   | 4,609     | 4,656     |
| 1.3 Total                               | 26,886    | 27,650    | 28,347    | 29,323    | 32,386    | 32,798    | 14,421  | 21,584  | 28,985    | 30,901    |
| <b>2. International Passengers</b>      |           |           |           |           |           |           |         |         |           |           |
| 2.1 Arrivals                            | 665,953   | 684,152   | 697,930   | 753,877   | 821,198   | 877,842   | 279,944 | 434,883 | 746,800   | 953,559   |
| 2.2 Departures                          | 666,546   | 690,962   | 703,649   | 757,360   | 849,034   | 924,265   | 285,597 | 506,805 | 827,605   | 978,535   |
| 2.3 Total                               | 1,332,499 | 1,375,114 | 1,401,579 | 1,511,237 | 1,670,232 | 1,802,107 | 565,541 | 941,688 | 1,574,405 | 1,932,094 |
| <b>3. Domestic Passengers</b>           |           |           |           |           |           |           |         |         |           |           |
| 3.1 Arrivals                            | 12,164    | 7,634     | 7,350     | 9,539     | 13,798    | 14,440    | 3,270   | 4,544   | 10,841    | 12,445    |
| 3.2 Departures                          | 10,625    | 7,300     | 6,816     | 9,285     | 12,982    | 12,876    | 2,753   | 4,130   | 9,514     | 10,574    |
| 3.3 Total                               | 22,789    | 14,934    | 14,166    | 18,824    | 26,780    | 27,316    | 6,023   | 8,674   | 20,355    | 23,019    |
| <b>4. International Cargo (Tonnes)</b>  |           |           |           |           |           |           |         |         |           |           |
| 4.1 Imports                             | 20,644    | 21,789    | 20,182    | 21,592    | 21,689    | 22,642    | 23,048  | 25,096  | 20,098    | 18,161    |
| 4.2 Exports                             | 32,197    | 32,660    | 39,376    | 47,712    | 41,667    | 42,089    | 36,672  | 39,076  | 41,157    | 40,911    |
| 4.3 Total                               | 52841     | 54,449    | 59558     | 69,304    | 63356     | 64,731    | 59720   | 64,172  | 61254.761 | 59,073    |
| <b>5. Domestic Cargo (Tonnes)</b>       |           |           |           |           |           |           |         |         |           |           |
| 5.1 Unloaded                            |           | 0         | 0         | 0         | 0         | 0         | 0       | 0       | 0         | 0         |
| 5.2 Loaded                              |           | 0         | 0         | 0         | 0         | 0         | 0       | 0       | 0         | 0         |
| 5.3 Total                               |           | 0         | 0         | 0         | 0         | 0         | 0       | 0       | 0         | 0         |

| <b>6. Percentage Growth</b>  |        |        |       |       |       |      |        |       |        |       |
|------------------------------|--------|--------|-------|-------|-------|------|--------|-------|--------|-------|
| 6.1 Aircraft Movements       | -11.5  | 2.84   | 2.52  | 3.44  | 10.45 | 1.27 | -56.03 | 49.67 | 34.29  | 6.61  |
| 6.2 International Passengers | -0.85  | 3.2    | 1.92  | 7.82  | 10.52 | 7.9  | -68.62 | 66.51 | 67.19  | 22.72 |
| 6.3 Domestic Passengers      | -10.48 | -34.47 | -5.14 | 32.88 | 42.27 | 2    | -77.95 | 44.01 | 134.67 | 13.09 |
| 6.4 International Cargo      | -5.56  | 3.04   | 9.38  | 16.36 | -8.58 | 2.17 | -7.74  | 7.45  | -4.55  | -3.56 |
| 6.5 Domestic Cargo           | -100   | -      | -     | -     | -     | -    | -      | -     | -      | -     |

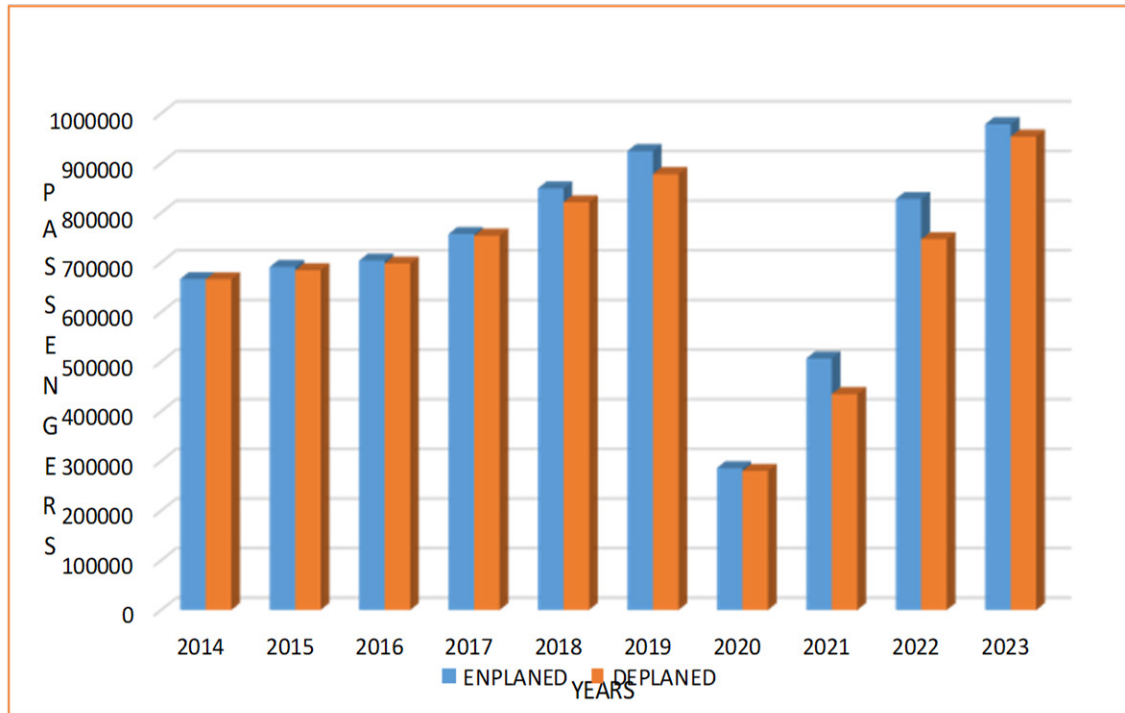


**TABLE D.2: INTERNATIONAL PASSENGER FLOW THROUGH ENTEBBE INTERNATIONAL AIRPORT BY MONTH AND CALENDAR YEARS (2014- 2023)**

| MONTH | ENPLANED |        |        |        |        |        |        |        |        |        | DEPLANED |        |        |        |        |        |        |        |        |        |
|-------|----------|--------|--------|--------|--------|--------|--------|--------|--------|--------|----------|--------|--------|--------|--------|--------|--------|--------|--------|--------|
| YEAR  | 2014     | 2015   | 2016   | 2017   | 2018   | 2019   | 2020   | 2021   | 2022   | 2023   | 2014     | 2015   | 2016   | 2017   | 2018   | 2019   | 2020   | 2021   | 2022   | 2023   |
| JAN   | 58623    | 56455  | 61092  | 65232  | 68450  | 75843  | 81212  | 29409  | 62677  | 79326  | 55972    | 56010  | 54563  | 60601  | 67525  | 71503  | 77403  | 24095  | 47870  | 75065  |
| FEB   | 51259    | 49322  | 45822  | 54098  | 60592  | 65916  | 75556  | 31084  | 55531  | 72546  | 50498    | 49873  | 43348  | 53076  | 59563  | 62708  | 68778  | 26904  | 45696  | 65659  |
| MAR   | 53172    | 57018  | 51465  | 58484  | 66186  | 72669  | 46336  | 38946  | 60268  | 56791  | 51598    | 55442  | 54598  | 56793  | 63918  | 65792  | 36827  | 32958  | 53532  | 52927  |
| APR   | 51547    | 52106  | 53744  | 59912  | 65772  | 70208  | 968    | 45622  | 65892  | 64367  | 50049    | 50325  | 50755  | 57639  | 62197  | 66130  | 19     | 35163  | 56449  | 61823  |
| MAY   | 53293    | 54079  | 54629  | 59459  | 65679  | 72561  | 970    | 36295  | 66195  | 76011  | 54876    | 55059  | 57443  | 60694  | 63917  | 67547  | 176    | 35012  | 58379  | 76999  |
| JUN   | 56850    | 57297  | 56383  | 59470  | 67918  | 73817  | 1566   | 40137  | 70803  | 80165  | 59052    | 58565  | 56049  | 61030  | 66204  | 71778  | 326    | 29209  | 64458  | 80750  |
| JUL   | 56219    | 60597  | 65214  | 69356  | 76627  | 82732  | 3071   | 29137  | 74597  | 91526  | 59063    | 64305  | 70039  | 75664  | 81881  | 84248  | 3164   | 23594  | 77056  | 93727  |
| AUG   | 63154    | 66950  | 70781  | 72853  | 79934  | 84466  | 3676   | 37419  | 81235  | 97947  | 60391    | 63678  | 65563  | 67890  | 73391  | 78878  | 2865   | 33941  | 72224  | 93560  |
| SEP   | 54403    | 59633  | 62605  | 66649  | 78360  | 83342  | 4817   | 42221  | 80112  | 90605  | 50845    | 54031  | 57053  | 61566  | 70022  | 72322  | 6702   | 36971  | 63977  | 80701  |
| OCT   | 54104    | 56089  | 58973  | 60609  | 72090  | 76440  | 15461  | 54205  | 71905  | 89628  | 54717    | 54846  | 58042  | 61456  | 66783  | 71588  | 23867  | 45256  | 65010  | 82284  |
| NOV   | 57209    | 59929  | 58208  | 60240  | 69837  | 77502  | 21515  | 61751  | 62130  | 84822  | 57654    | 59007  | 58595  | 60876  | 66004  | 74794  | 26332  | 48783  | 61619  | 85904  |
| DEC   | 56713    | 61517  | 64733  | 70998  | 77589  | 88769  | 30449  | 60579  | 76260  | 94801  | 61238    | 63011  | 71882  | 76592  | 79793  | 90554  | 33485  | 62997  | 80530  | 104160 |
| TOTAL | 666546   | 690992 | 703649 | 757360 | 849034 | 924265 | 285597 | 506805 | 827605 | 978535 | 665953   | 684152 | 697930 | 753877 | 821198 | 877842 | 279944 | 434883 | 746800 | 953559 |

| YEAR                  | 2014    | 2015    | 2016    | 2017    | 2018    | 2019    | 2020   | 2021   | 2022    | 2023    |
|-----------------------|---------|---------|---------|---------|---------|---------|--------|--------|---------|---------|
| ENPLANED/<br>DEPLANED | 1332499 | 1375144 | 1401579 | 1511237 | 1670232 | 1802107 | 565541 | 941688 | 1574405 | 1932094 |
| PERCENTAGE CHANGE     | 6.7     | 3.2     | 1.92    | 7.82    | 10.52   | 7.9     | -68.62 | 66.51  | 67.19   | 22.72   |

**FIG. D.1: INTERNATIONAL PASSENGER TRAFFIC FOR ENTEBBE INTERNATIONAL AIRPORT (2013- 2022)**

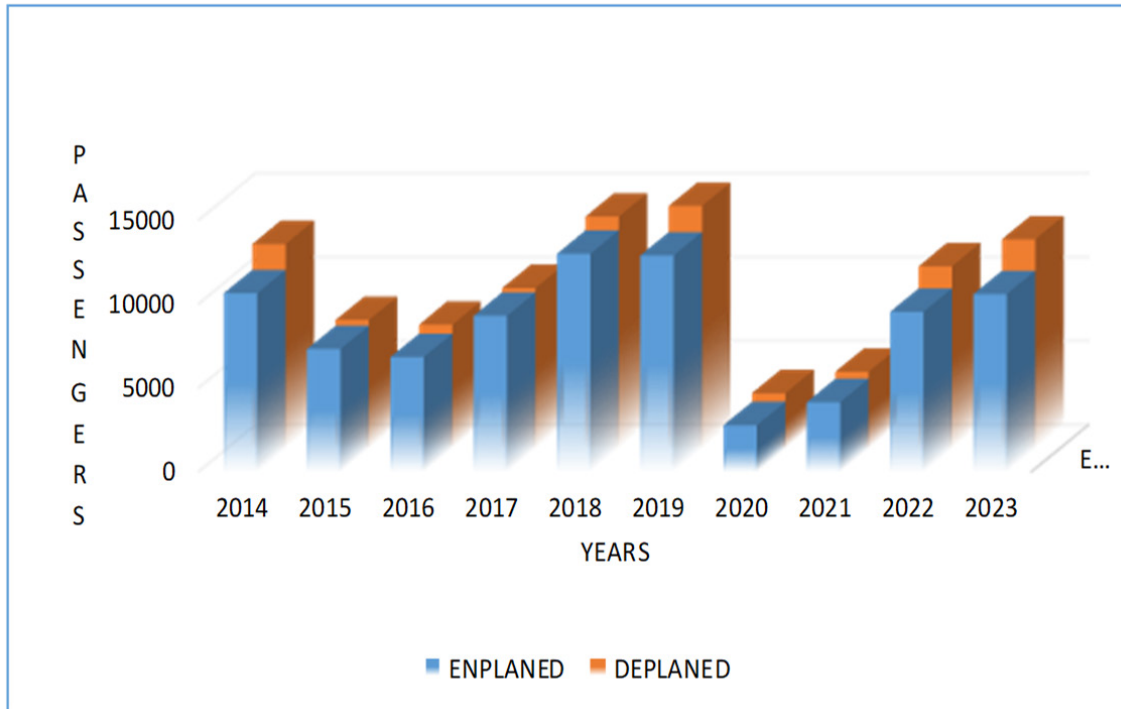


**TABLE D.3: DOMESTIC PASSENGER FLOW FOR ENTEBBE INTERNATIONAL AIRPORT BY MONTH AND CALENDAR YEARS (2014 - 2023)**

| MONTH        | ENPLANED     |             |             |             |              |              |             |             |             |              | DEPLANED     |             |             |             |              |              |             |             |              |              |
|--------------|--------------|-------------|-------------|-------------|--------------|--------------|-------------|-------------|-------------|--------------|--------------|-------------|-------------|-------------|--------------|--------------|-------------|-------------|--------------|--------------|
|              | 2014         | 2015        | 2016        | 2017        | 2018         | 2019         | 2020        | 2021        | 2022        | 2023         | 2014         | 2015        | 2016        | 2017        | 2018         | 2019         | 2020        | 2021        | 2022         | 2023         |
| JAN          | 1137         | 746         | 523         | 528         | 920          | 1090         | 993         | 154         | 409         | 703          | 1058         | 659         | 546         | 610         | 913          | 1244         | 1188        | 140         | 528          | 924          |
| FEB          | 1038         | 620         | 428         | 679         | 1033         | 1113         | 991         | 197         | 513         | 671          | 1286         | 653         | 500         | 714         | 950          | 1205         | 1188        | 156         | 574          | 906          |
| MAR          | 891          | 414         | 476         | 640         | 835          | 872          | 366         | 283         | 396         | 684          | 1201         | 549         | 521         | 645         | 917          | 900          | 582         | 303         | 481          | 842          |
| APR          | 981          | 539         | 394         | 542         | 707          | 677          | 0           | 181         | 416         | 499          | 1107         | 599         | 485         | 592         | 754          | 708          | 0           | 192         | 463          | 590          |
| MAY          | 908          | 525         | 511         | 635         | 980          | 827          | 0           | 264         | 667         | 580          | 1003         | 543         | 542         | 565         | 1083         | 877          | 2           | 238         | 692          | 620          |
| JUN          | 778          | 579         | 663         | 932         | 1154         | 1308         | 0           | 368         | 1010        | 1177         | 897          | 546         | 635         | 956         | 1269         | 1524         | 0           | 412         | 1125         | 1234         |
| JUL          | 1099         | 895         | 803         | 1080        | 1509         | 1393         | 3           | 500         | 1331        | 1296         | 1173         | 792         | 886         | 959         | 1564         | 1476         | 10          | 540         | 1553         | 1628         |
| AUG          | 1029         | 667         | 778         | 919         | 1253         | 1375         | 32          | 548         | 1324        | 1384         | 1099         | 757         | 733         | 1089        | 1469         | 1603         | 37          | 675         | 1625         | 1631         |
| SEP          | 754          | 545         | 666         | 828         | 1298         | 1232         | 36          | 544         | 1227        | 979          | 910          | 654         | 728         | 904         | 1426         | 1411         | 39          | 645         | 1301         | 1304         |
| OCT          | 664          | 568         | 597         | 924         | 1269         | 1117         | 74          | 443         | 789         | 992          | 705          | 673         | 673         | 967         | 1425         | 1354         | 54          | 535         | 999          | 1179         |
| NOV          | 641          | 612         | 516         | 681         | 920          | 904          | 141         | 393         | 550         | 675          | 734          | 638         | 580         | 746         | 925          | 1127         | 76          | 471         | 668          | 739          |
| DEC          | 705          | 590         | 461         | 897         | 1104         | 968          | 117         | 255         | 882         | 934          | 991          | 571         | 521         | 792         | 1103         | 1011         | 94          | 237         | 832          | 848          |
| <b>TOTAL</b> | <b>10625</b> | <b>7300</b> | <b>6816</b> | <b>9285</b> | <b>12982</b> | <b>12876</b> | <b>2753</b> | <b>4130</b> | <b>9514</b> | <b>10574</b> | <b>12164</b> | <b>7634</b> | <b>7350</b> | <b>9539</b> | <b>13798</b> | <b>14440</b> | <b>3270</b> | <b>4544</b> | <b>10841</b> | <b>12445</b> |

| YEAR               | 2014   | 2015   | 2016  | 2017  | 2018  | 2019  | 2020   | 2021  | 2022   | 2023  |
|--------------------|--------|--------|-------|-------|-------|-------|--------|-------|--------|-------|
| ENPLANED/ DEPLANED | 22789  | 14934  | 14166 | 18824 | 26780 | 27316 | 6023   | 8674  | 20355  | 23019 |
| PERCENTAGE CHANGE  | -19.96 | -34.47 | -5.14 | 32.88 | 42.27 | 2     | -77.95 | 44.01 | 134.67 | 13.09 |

**FIG. D.2: DOMESTIC PASSENGER TRAFFIC FOR ENTEBBE INTERNATIONAL AIRPORT (2014- 2023)**



**TABLE D.4: TRANSIT PASSENGERS - BY MONTH THROUGH ENTEBBE AIRPORT (2014- 2023)**

| MONTH        | 2014         | 2015          | 2016          | 2017          | 2018          | 2019          | 2020         | 2021         | 2022          | 2023          |
|--------------|--------------|---------------|---------------|---------------|---------------|---------------|--------------|--------------|---------------|---------------|
| JAN          | 6968         | 9761          | 10670         | 8462          | 10102         | 14129         | 15597        | 4279         | 6741          | 10705         |
| FEB          | 5406         | 7599          | 10873         | 7701          | 8941          | 11814         | 13946        | 3448         | 5540          | 9632          |
| MAR          | 6771         | 10415         | 11459         | 9127          | 10100         | 14656         | 8283         | 4329         | 6700          | 7241          |
| APR          | 6658         | 8866          | 9780          | 9549          | 9325          | 13102         | 116          | 4269         | 6780          | 8571          |
| MAY          | 9160         | 10407         | 12322         | 11038         | 11557         | 13706         | 0            | 5756         | 8594          | 10956         |
| JUN          | 9553         | 9935          | 12166         | 11117         | 14636         | 15735         | 44           | 6136         | 9438          | 10364         |
| JUL          | 8699         | 12150         | 12875         | 10588         | 19752         | 17061         | 159          | 8597         | 11447         | 13470         |
| AUG          | 9575         | 14812         | 12875         | 10762         | 22617         | 17903         | 622          | 10608        | 14145         | 12042         |
| SEPT         | 7843         | 10887         | 11529         | 9380          | 17364         | 15538         | 644          | 8571         | 11653         | 11400         |
| OCT          | 7536         | 11351         | 10412         | 8635          | 15016         | 13951         | 3305         | 8116         | 10631         | 9549          |
| NOV          | 6569         | 11357         | 8831          | 7953          | 16825         | 15076         | 3319         | 7926         | 9727          | 13674         |
| DEC          | 9811         | 12851         | 9982          | 10355         | 18176         | 16144         | 5044         | 7174         | 9399          | 11278         |
| <b>TOTAL</b> | <b>94549</b> | <b>130391</b> | <b>133774</b> | <b>114667</b> | <b>174411</b> | <b>178815</b> | <b>51079</b> | <b>79209</b> | <b>110795</b> | <b>128882</b> |

| YEAR              | 2014  | 2015   | 2016   | 2017   | 2018   | 2019   | 2020   | 2021  | 2022   | 2023   |
|-------------------|-------|--------|--------|--------|--------|--------|--------|-------|--------|--------|
| PASSENGERS        | 94549 | 130391 | 133774 | 114667 | 174411 | 178815 | 51079  | 79209 | 110795 | 128882 |
| PERCENTAGE CHANGE | -0.04 | 37.91  | 2.59   | -14.28 | 52.1   | 2.53   | -71.43 | 55.07 | 39.88  | 16.32  |

**FIG. D.3: TRANSIT PASSENGER TRAFFIC FOR ENTEBBE INTERNATIONAL AIRPORT (2014- 2023)**

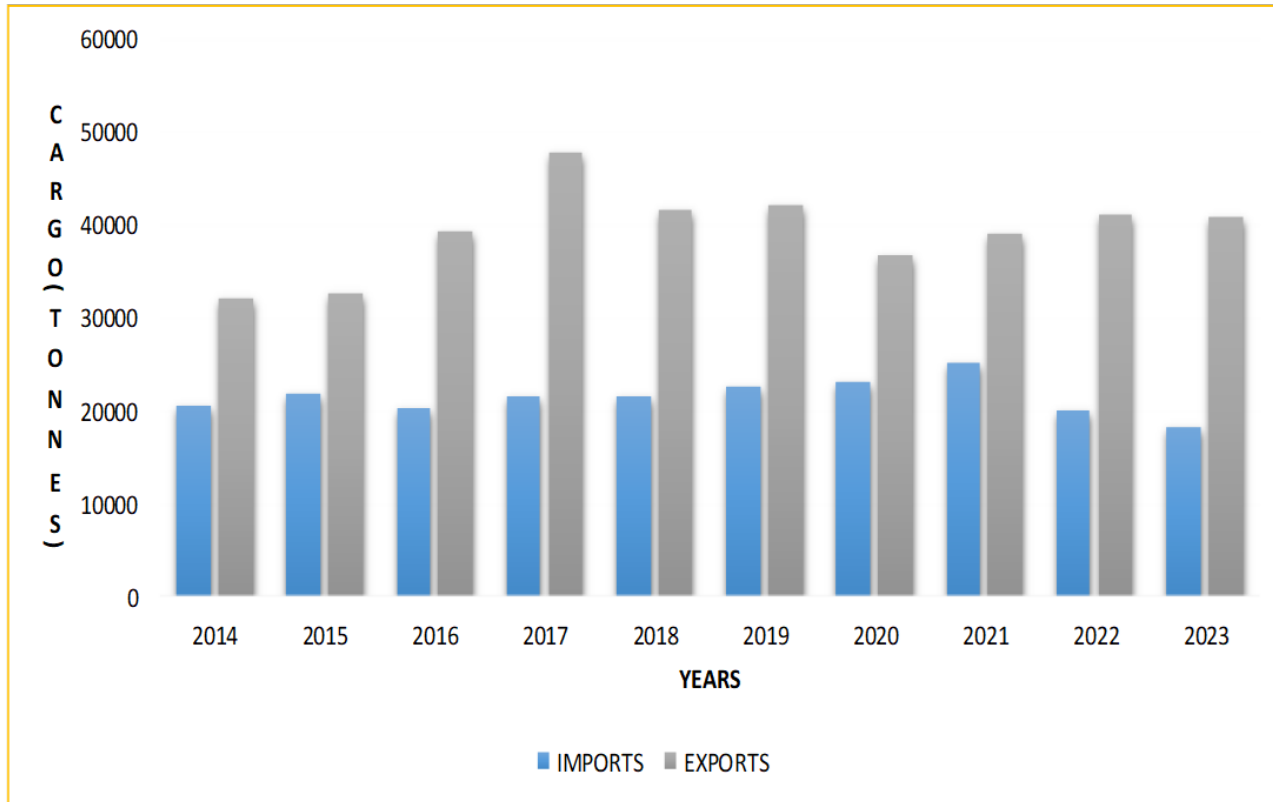


**TABLE D.5: CARGO TRAFFIC STATISTICS (TONNES) THROUGH ENTEBBE INTERNATIONAL AIRPORT BY MONTH AND CALENDAR YEARS (2014- 2023)**

| MONTH        | IMPORTS      |              |              |              |              |              |              |              |              |              | EXPORTS      |              |              |              |              |              |              |              |              |              |
|--------------|--------------|--------------|--------------|--------------|--------------|--------------|--------------|--------------|--------------|--------------|--------------|--------------|--------------|--------------|--------------|--------------|--------------|--------------|--------------|--------------|
|              | 2014         | 2015         | 2016         | 2017         | 2018         | 2019         | 2020         | 2021         | 2022         | 2023         | 2014         | 2015         | 2016         | 2017         | 2018         | 2019         | 2020         | 2021         | 2022         | 2023         |
| JAN          | 1669         | 1422         | 1464         | 1471         | 1767         | 1472         | 1794         | 1867         | 1581         | 1419         | 2607         | 2475         | 3096         | 3193         | 3402         | 3508         | 3287         | 3044         | 3451         | 3438         |
| FEB          | 1780         | 1630         | 1644         | 1675         | 1574         | 1388         | 2405         | 1738         | 1452         | 848          | 2624         | 2474         | 3033         | 4214         | 3709         | 3262         | 3299         | 3028         | 3402         | 3701         |
| MAR          | 2114         | 1787         | 1653         | 1545         | 1756         | 1793         | 1617         | 2224         | 1660         | 757          | 2870         | 2648         | 2738         | 4054         | 3670         | 3846         | 2700         | 3753         | 3483         | 1841         |
| APR          | 1746         | 1894         | 1745         | 1969         | 1695         | 2291         | 993          | 2337         | 1784         | 1124         | 2475         | 2466         | 3151         | 4567         | 3619         | 3230         | 1893         | 3388         | 3314         | 2794         |
| MAY          | 1457         | 1878         | 2033         | 2073         | 2354         | 1652         | 1239         | 2244         | 1656         | 1315         | 2986         | 2954         | 3095         | 3364         | 3819         | 3739         | 2753         | 3085         | 3935         | 3360         |
| JUN          | 1516         | 1774         | 1547         | 1489         | 1982         | 1625         | 2337         | 1967         | 1943         | 1661         | 2561         | 2777         | 3094         | 5083         | 3577         | 3884         | 3278         | 3181         | 3935         | 3692         |
| JUL          | 1705         | 1931         | 1699         | 1890         | 1669         | 1741         | 1717         | 2519         | 1484         | 1896         | 2561         | 2702         | 2713         | 4894         | 3555         | 3934         | 2901         | 3380         | 3245         | 4326         |
| AUG          | 1730         | 1832         | 1902         | 2062         | 1808         | 1869         | 1950         | 1894         | 2365         | 1705         | 2484         | 2871         | 2788         | 4504         | 2873         | 3567         | 3325         | 3260         | 3139         | 3669         |
| SEPT         | 1697         | 1828         | 1603         | 1828         | 1452         | 1765         | 2442         | 1889         | 1620         | 1617         | 2778         | 2978         | 3916         | 4137         | 2996         | 3266         | 3382         | 3160         | 3211         | 3313         |
| OCT          | 1732         | 2035         | 1544         | 1790         | 1930         | 1983         | 1984         | 2285         | 1771         | 1924         | 2776         | 2623         | 3583         | 3143         | 3531         | 3643         | 3301         | 3311         | 3476         | 3808         |
| NOV          | 1808         | 1794         | 1579         | 1895         | 1827         | 2635         | 1976         | 2116         | 1355         | 2210         | 2863         | 2612         | 3883         | 3566         | 3567         | 3048         | 3400         | 3184         | 3010         | 3384         |
| DEC          | 1690         | 1984         | 1769         | 1906         | 1875         | 2428         | 2593         | 2016         | 1428         | 1685         | 2613         | 3082         | 4284         | 2993         | 3348         | 3161         | 3153         | 3303         | 3555         | 3584         |
| <b>TOTAL</b> | <b>20644</b> | <b>21789</b> | <b>20182</b> | <b>21592</b> | <b>21689</b> | <b>22642</b> | <b>23048</b> | <b>25096</b> | <b>20098</b> | <b>18161</b> | <b>32197</b> | <b>32660</b> | <b>39376</b> | <b>47712</b> | <b>41667</b> | <b>42089</b> | <b>36672</b> | <b>39076</b> | <b>41157</b> | <b>40911</b> |

| YEAR           | 2014  | 2015  | 2016  | 2017  | 2018  | 2019  | 2020  | 2021  | 2022  | 2023  |
|----------------|-------|-------|-------|-------|-------|-------|-------|-------|-------|-------|
| EXPORT/IMPORT  | 52841 | 54449 | 59558 | 69304 | 63356 | 64731 | 59720 | 64172 | 61255 | 59073 |
| GROWTH RATE(%) | -0.94 | 3.04  | 9.38  | 16.36 | -8.58 | 2.17  | -7.74 | 7.45  | -4.55 | -3.6  |

**FIG. D.4: CARGO TRAFFIC THROUGH ENTEBBE INTERNATIONAL AIRPORT (2014 - 2023)**



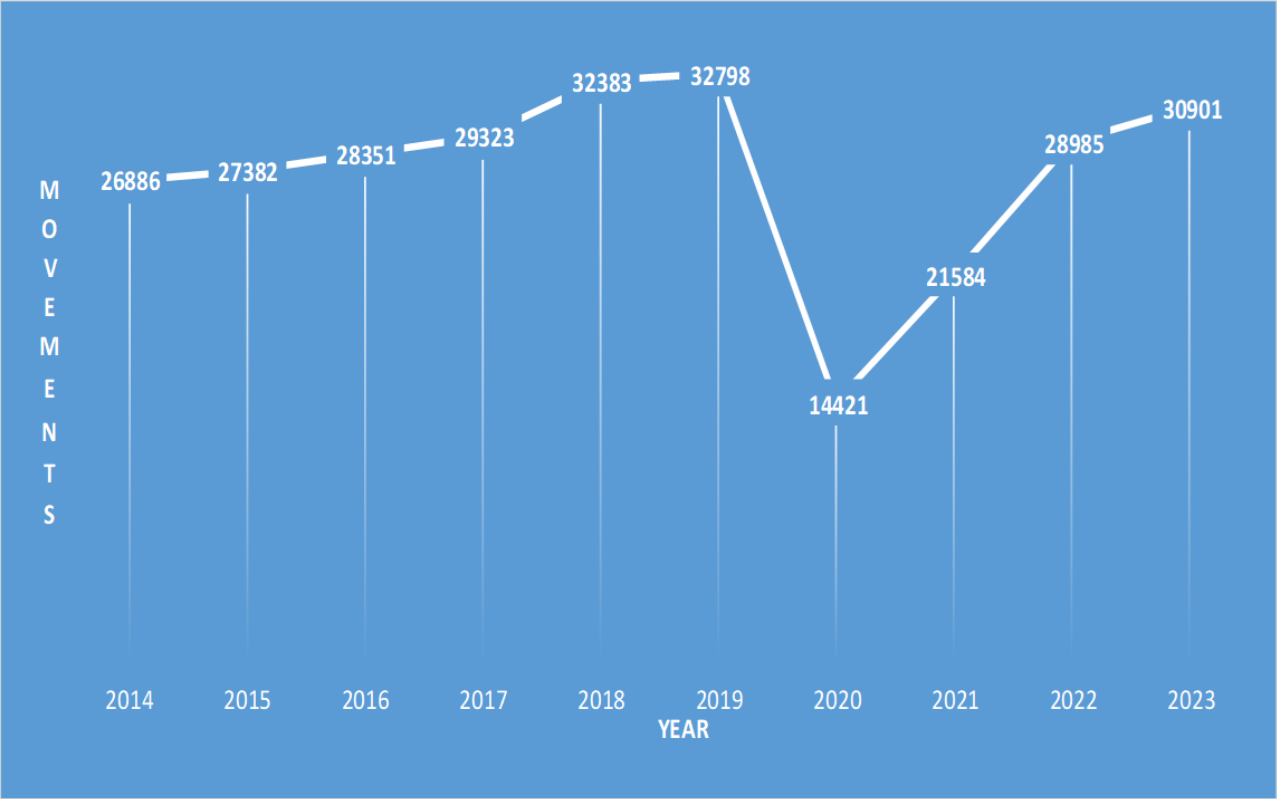


**TABLE D.6 : COMMERCIAL AIRCRAFT MOVEMENTS THROUGH ENTEBBE INTERNATIONAL AIRPORT (2014 - 2023)**

| MONTH        | 2014         | 2015         | 2016         | 2017         | 2018         | 2019         | 2020         | 2021         | 2022         | 2023         |
|--------------|--------------|--------------|--------------|--------------|--------------|--------------|--------------|--------------|--------------|--------------|
| JAN          | 2573         | 2200         | 2359         | 2471         | 2488         | 2769         | 3036         | 1400         | 2266         | 2523         |
| FEB          | 2338         | 2068         | 2157         | 2292         | 2367         | 2471         | 2804         | 1438         | 2056         | 2370         |
| MAR          | 2468         | 2246         | 2364         | 2475         | 2594         | 2591         | 1911         | 1691         | 2318         | 2268         |
| APR          | 2360         | 2117         | 2295         | 2396         | 2471         | 2469         | 241          | 1737         | 2180         | 2255         |
| MAY          | 2473         | 2175         | 2355         | 2497         | 2579         | 2501         | 356          | 1737         | 2305         | 2522         |
| JUN          | 2234         | 2337         | 2304         | 2511         | 2601         | 2659         | 499          | 1839         | 2590         | 2637         |
| JUL          | 1988         | 2487         | 2516         | 2566         | 3015         | 2892         | 505          | 1621         | 2695         | 2907         |
| AUG          | 2079         | 2433         | 2512         | 2494         | 2944         | 2818         | 529          | 1813         | 2725         | 2833         |
| SEP          | 1989         | 2317         | 2352         | 2358         | 2769         | 2853         | 605          | 1952         | 2570         | 2616         |
| OCT          | 2220         | 2402         | 2360         | 2486         | 2953         | 2898         | 1118         | 2087         | 2514         | 2683         |
| NOV          | 2049         | 2440         | 2378         | 2306         | 2740         | 2886         | 1295         | 2080         | 2292         | 2553         |
| DEC          | 2115         | 2160         | 2399         | 2471         | 2862         | 2991         | 1522         | 2189         | 2474         | 2734         |
| <b>TOTAL</b> | <b>26886</b> | <b>27382</b> | <b>28351</b> | <b>29323</b> | <b>32383</b> | <b>32798</b> | <b>14421</b> | <b>21584</b> | <b>28985</b> | <b>30901</b> |

| YEAR              | 2014   | 2015  | 2016  | 2017  | 2018  | 2019  | 2020   | 2021  | 2022  | 2023  |
|-------------------|--------|-------|-------|-------|-------|-------|--------|-------|-------|-------|
| AIRCRAF MOVEMENTS | 26886  | 27382 | 28351 | 29323 | 32383 | 32798 | 14421  | 21584 | 28985 | 30901 |
| PERCENTAGE CHANGE | -11.45 | 1.84  | 3.54  | 3.43  | 10.44 | 1.28  | -56.03 | 49.67 | 34.29 | 6.61  |

**FIG. D.5: COMMERCIAL AIRCRAFT MOVEMENTS AT ENTEBBE INTERNATIONAL AIRPORT (2014- 2023)**

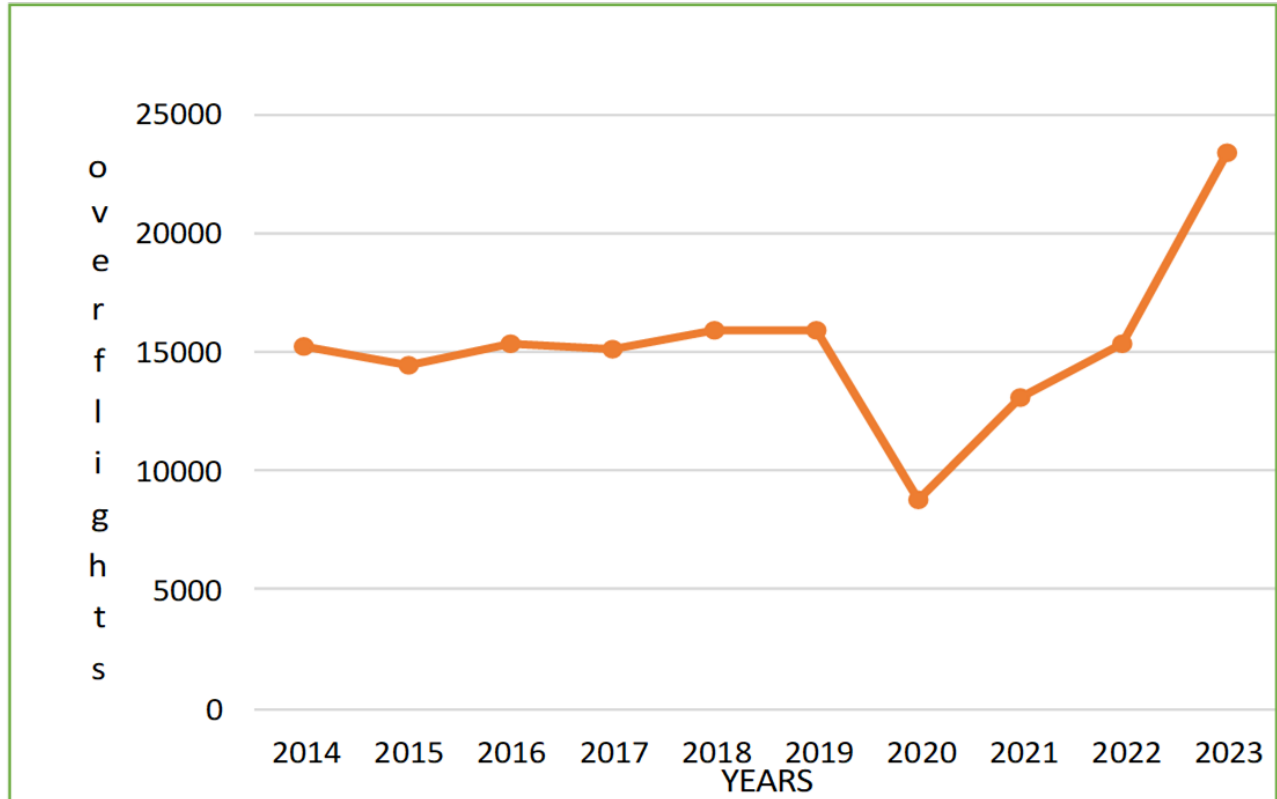


**TABLE D.7: OVERFLIGHTS AT ENTEBBE INTERNATIONAL AIRPORT 2014 - 2023**

| <b>MONTH</b> | <b>2014</b>  | <b>2015</b>  | <b>2016</b>  | <b>2017</b>  | <b>2018</b>  | <b>2019</b>  | <b>2020</b> | <b>2021</b>  | <b>2022</b>  | <b>2023</b>  |
|--------------|--------------|--------------|--------------|--------------|--------------|--------------|-------------|--------------|--------------|--------------|
| <b>JAN</b>   | 1315         | 1247         | 1217         | 1263         | 1404         | 1317         | 1233        | 958          | 1159         | 1495         |
| <b>FEB</b>   | 1081         | 1082         | 1192         | 1194         | 1199         | 1192         | 1196        | 916          | 1017         | 1310         |
| <b>MAR</b>   | 1246         | 1246         | 1253         | 1333         | 1333         | 1338         | 870         | 1011         | 1140         | 1440         |
| <b>APR</b>   | 1231         | 1241         | 1164         | 1283         | 1231         | 1346         | 218         | 1041         | 1120         | 2356         |
| <b>MAY</b>   | 1227         | 1274         | 1275         | 1287         | 1284         | 1313         | 305         | 1065         | 1256         | 2970         |
| <b>JUN</b>   | 1259         | 1221         | 1146         | 1228         | 1572         | 1281         | 392         | 1006         | 1346         | 1632         |
| <b>JUL</b>   | 1381         | 1172         | 1402         | 1280         | 1394         | 1425         | 456         | 1136         | 1436         | 2302         |
| <b>AUG</b>   | 1395         | 1180         | 1396         | 1281         | 1331         | 1448         | 607         | 1119         | 1392         | 1950         |
| <b>SEPT</b>  | 1227         | 1082         | 1342         | 1193         | 1264         | 1365         | 700         | 1115         | 1356         | 2004         |
| <b>OCT</b>   | 1170         | 1137         | 1338         | 1228         | 1265         | 1329         | 842         | 1218         | 1317         | 2000         |
| <b>NOV</b>   | 1269         | 1248         | 1342         | 1290         | 1332         | 1218         | 905         | 1184         | 1323         | 1841         |
| <b>DEC</b>   | 1415         | 1331         | 1271         | 1286         | 1359         | 1364         | 1057        | 1259         | 1461         | 2140         |
| <b>TOTAL</b> | <b>15216</b> | <b>14461</b> | <b>15338</b> | <b>15146</b> | <b>15968</b> | <b>15936</b> | <b>8781</b> | <b>13028</b> | <b>15323</b> | <b>23440</b> |

| <b>YEAR</b>              | <b>2014</b> | <b>2015</b> | <b>2016</b> | <b>2017</b> | <b>2018</b> | <b>2019</b> | <b>2020</b> | <b>2021</b> | <b>2022</b> | <b>2023</b> |
|--------------------------|-------------|-------------|-------------|-------------|-------------|-------------|-------------|-------------|-------------|-------------|
| <b>TOTAL OVERFLIGHT</b>  | 15216       | 14461       | 15338       | 15146       | 15968       | 15936       | 8781        | 13028       | 15323       | 23440       |
| <b>PERCENTAGE CHANGE</b> | 15.28       | -4.96       | 6.06        | -1.25       | 5.43        | -0.2        | -44.9       | 48.37       | 17.62       | 52.97       |

**FIG. D.6: OVERFLIGHTS FOR ENTEBBE INTERNATIONAL AIRPORT (2014 - 2023)**

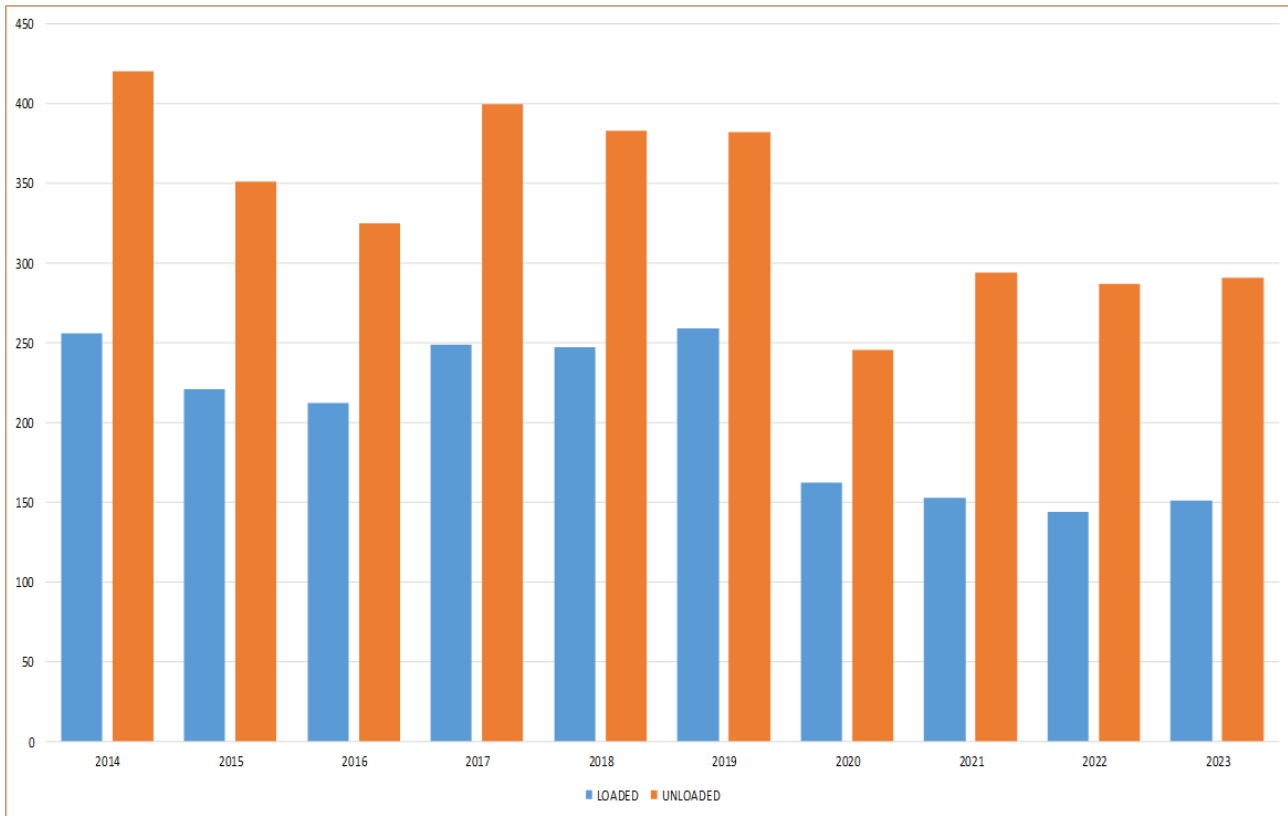


**TABLE D.8: MAIL TRAFFIC (TONNES) THROUGH ENTEBBE INTERNATIONAL AIRPORT BY MONTH AND CALENDAR YEARS (2013 - 2022)**

| MONTH        | LOADED     |            |            |            |            |            |            |            |            |            | UNLOADED   |            |            |            |            |            |            |            |            |            |
|--------------|------------|------------|------------|------------|------------|------------|------------|------------|------------|------------|------------|------------|------------|------------|------------|------------|------------|------------|------------|------------|
|              | 2014       | 2015       | 2016       | 2017       | 2018       | 2019       | 2020       | 2021       | 2022       | 2023       | 2014       | 2015       | 2016       | 2017       | 2018       | 2019       | 2020       | 2021       | 2022       | 2023       |
| JAN          | 18         | 11         | 14         | 13         | 17         | 19         | 20         | 8          | 11         | 11         | 32         | 24         | 24         | 32         | 31         | 33         | 26         | 24         | 23         | 27         |
| FEB          | 29         | 19         | 15         | 16         | 21         | 18         | 24         | 15         | 12         | 12         | 34         | 39         | 21         | 28         | 29         | 37         | 30         | 31         | 22         | 32         |
| MAR          | 22         | 19         | 14         | 28         | 21         | 23         | 19         | 15         | 8          | 9          | 36         | 29         | 24         | 36         | 36         | 37         | 22         | 29         | 21         | 16         |
| APR          | 20         | 12         | 11         | 18         | 17         | 22         | 11         | 14         | 10         | 9          | 34         | 33         | 24         | 27         | 27         | 30         | 18         | 20         | 24         | 16         |
| MAY          | 16         | 16         | 20         | 24         | 23         | 27         | 8          | 14         | 19         | 24         | 43         | 27         | 27         | 36         | 36         | 38         | 14         | 24         | 30         | 21         |
| JUN          | 17         | 27         | 16         | 23         | 20         | 18         | 8          | 17         | 12         | 13         | 34         | 24         | 28         | 31         | 30         | 27         | 15         | 17         | 30         | 15         |
| JUL          | 14         | 23         | 16         | 17         | 18         | 23         | 8          | 10         | 8          | 10         | 35         | 24         | 27         | 37         | 27         | 22         | 10         | 22         | 20         | 24         |
| AUG          | 20         | 14         | 19         | 22         | 33         | 27         | 6          | 11         | 7          | 9          | 32         | 32         | 30         | 33         | 29         | 26         | 11         | 24         | 24         | 25         |
| SEP          | 20         | 17         | 21         | 22         | 19         | 20         | 7          | 13         | 9          | 11         | 34         | 23         | 26         | 32         | 29         | 31         | 12         | 27         | 23         | 32         |
| OCT          | 32         | 25         | 28         | 28         | 19         | 21         | 10         | 14         | 14         | 9          | 34         | 26         | 32         | 33         | 34         | 29         | 27         | 27         | 21         | 22         |
| NOV          | 26         | 21         | 19         | 23         | 28         | 23         | 20         | 12         | 17         | 11         | 36         | 33         | 28         | 35         | 31         | 40         | 28         | 26         | 20         | 33         |
| DEC          | 22         | 17         | 19         | 15         | 13         | 18         | 22         | 10         | 18         | 22         | 36         | 37         | 33         | 39         | 44         | 32         | 35         | 23         | 28         | 28         |
| <b>TOTAL</b> | <b>256</b> | <b>221</b> | <b>212</b> | <b>249</b> | <b>247</b> | <b>259</b> | <b>162</b> | <b>153</b> | <b>144</b> | <b>151</b> | <b>420</b> | <b>351</b> | <b>325</b> | <b>400</b> | <b>383</b> | <b>382</b> | <b>246</b> | <b>294</b> | <b>287</b> | <b>291</b> |

| YEAR              | 2014 | 2015  | 2016 | 2017 | 2018 | 2019 | 2020 | 2021 | 2022 | 2023 |
|-------------------|------|-------|------|------|------|------|------|------|------|------|
| LOADED & UNLOADED | 676  | 572   | 538  | 649  | 631  | 642  | 408  | 450  | 431  | 442  |
| GROWTH RATE (%)   | 4.1  | -15.3 | -6   | 21   | -3   | 1.7  | -36  | 10.3 | -4.2 | 2.7  |

**FIG. D.7: MAIL TRAFFIC AT ENTEBBE INTERNATIONAL AIRPORT (20014- 2023)**



**TABLE D.9: OVERFLIGHTS AT ENTEBBE INTERNATIONAL AIRPORT FOR FINANCIAL YEARS 2012/13- 2021/22**

| MONTH        | 2013/14      | 2014/15      | 2015/16      | 2016/17      | 2017/18      | 2018/19      | 2019/20      | 2020/21      | 2021/22      | 2022/23      |
|--------------|--------------|--------------|--------------|--------------|--------------|--------------|--------------|--------------|--------------|--------------|
| JUL          | 1138         | 1381         | 1172         | 1402         | 1280         | 1394         | 1425         | 456          | 1136         | 1436         |
| AUG          | 1021         | 1395         | 1180         | 1396         | 1281         | 1331         | 1448         | 607          | 1119         | 1392         |
| SEP          | 1054         | 1227         | 1082         | 1342         | 1193         | 1264         | 1365         | 700          | 1115         | 1356         |
| OCT          | 1065         | 1170         | 1137         | 1338         | 1228         | 1265         | 1329         | 842          | 1218         | 1317         |
| NOV          | 1181         | 1269         | 1248         | 1342         | 1290         | 1332         | 1218         | 905          | 1184         | 1323         |
| DEC          | 1337         | 1415         | 1331         | 1271         | 1286         | 1359         | 1364         | 1057         | 1259         | 1461         |
| JAN          | 1315         | 1247         | 1217         | 1263         | 1404         | 1317         | 1233         | 958          | 1159         | 1495         |
| FEB          | 1081         | 1082         | 1192         | 1194         | 1199         | 1192         | 1196         | 916          | 1017         | 1310         |
| MAR          | 1246         | 1246         | 1253         | 1333         | 1333         | 1338         | 870          | 1011         | 1140         | 1440         |
| APR          | 1231         | 1241         | 1164         | 1283         | 1231         | 1346         | 218          | 1041         | 1120         | 2356         |
| MAY          | 1227         | 1274         | 1275         | 1287         | 1284         | 1313         | 305          | 1065         | 1256         | 2970         |
| JUN          | 1259         | 1221         | 1146         | 1228         | 1572         | 1281         | 392          | 1006         | 1346         | 1632         |
| <b>TOTAL</b> | <b>14155</b> | <b>15168</b> | <b>14397</b> | <b>15679</b> | <b>15581</b> | <b>15732</b> | <b>12363</b> | <b>10564</b> | <b>14069</b> | <b>19488</b> |

| MONTH              | 2013/14 | 2014/15 | 2015/16 | 2016/17 | 2017/18 | 2018/19 | 2019/20 | 2020/21 | 2021/22 | 2022/23 |
|--------------------|---------|---------|---------|---------|---------|---------|---------|---------|---------|---------|
| TOTAL OVER-FLIGHTS | 14155   | 15168   | 14397   | 15679   | 15581   | 15732   | 12363   | 10564   | 14069   | 19488   |
| PERCENT-AGE CHANGE | 3.4     | 7.2     | -5.1    | 8.9     | -0.6    | 0.97    | -21.4   | -14.6   | 33.2    | 38.5    |

**TABLE D.10: CARGO TRAFFIC (TONNES) THROUGH ENTEBBE INTERNATIONAL AIRPORT IN FINANCIAL YEARS 2012/13 - 2021/22**

| MONTH        | IMPORTS(UNLOADED) |              |              |              |              |              |              |              |              |              | EXPORTS(LOADED) |              |              |              |              |              |              |              |              |              |
|--------------|-------------------|--------------|--------------|--------------|--------------|--------------|--------------|--------------|--------------|--------------|-----------------|--------------|--------------|--------------|--------------|--------------|--------------|--------------|--------------|--------------|
|              | 2013/14           | 2014/15      | 2015/16      | 2016/17      | 2017/18      | 2018/19      | 2019/20      | 2020/21      | 2021/22      | 2022/23      | 2013/14         | 2014/15      | 2015/16      | 2016/17      | 2017/18      | 2018/19      | 2019/20      | 2020/21      | 2021/22      | 2022/23      |
| JUL          | 1841              | 1705         | 1931         | 1699         | 1890         | 1669         | 1741         | 1717         | 2519         | 1484         | 2709            | 2561         | 2702         | 2713         | 4894         | 3555         | 3934         | 2901         | 3380         | 3245         |
| AUG          | 1741              | 1730         | 1832         | 1902         | 2062         | 1808         | 1869         | 1950         | 1894         | 2365         | 2419            | 2484         | 2871         | 2788         | 4504         | 2873         | 3567         | 3325         | 3260         | 3139         |
| SEP          | 2107              | 1697         | 1828         | 1603         | 1828         | 1452         | 1765         | 2442         | 1889         | 1620         | 2695            | 2778         | 2978         | 3916         | 4137         | 2996         | 3266         | 3382         | 3160         | 3211         |
| OCT          | 1909              | 1732         | 2035         | 1544         | 1790         | 1930         | 1983         | 1984         | 2285         | 1771         | 2939            | 2776         | 2623         | 3583         | 3143         | 3531         | 3643         | 3301         | 3311         | 3476         |
| NOV          | 1824              | 1808         | 1794         | 1579         | 1895         | 1827         | 2635         | 1976         | 2116         | 1355         | 2822            | 2863         | 2612         | 3883         | 3566         | 3567         | 3048         | 3400         | 3184         | 3010         |
| DEC          | 2060              | 1690         | 1984         | 1769         | 1906         | 1875         | 2428         | 2593         | 2016         | 1428         | 2649            | 2613         | 3082         | 4284         | 2993         | 3348         | 3161         | 3153         | 3303         | 3555         |
| JAN          | 1669              | 1422         | 1464         | 1471         | 1767         | 1472         | 1794         | 1867         | 1581         | 1419         | 2607            | 2475         | 3096         | 3193         | 3402         | 3508         | 3287         | 3044         | 3451         | 3438         |
| FEB          | 1780              | 1630         | 1644         | 1675         | 1574         | 1388         | 2405         | 1738         | 1452         | 848          | 2624            | 2474         | 3033         | 4214         | 3709         | 3262         | 3299         | 3028         | 3402         | 3701         |
| MAR          | 2114              | 1787         | 1653         | 1545         | 1756         | 1793         | 1617         | 2224         | 1660         | 757          | 2870            | 2648         | 2738         | 4054         | 3670         | 3846         | 2700         | 3753         | 3483         | 1841         |
| APR          | 1746              | 1894         | 1745         | 1969         | 1695         | 2291         | 993          | 2337         | 1784         | 1124         | 2475            | 2466         | 3151         | 4567         | 3619         | 3230         | 1893         | 3388         | 3314         | 2794         |
| MAY          | 1457              | 1878         | 2033         | 2073         | 2354         | 1652         | 1239         | 2244         | 1656         | 1315         | 2986            | 2954         | 3095         | 3364         | 3819         | 3739         | 2753         | 3085         | 3935         | 3360         |
| JUN          | 1516              | 1774         | 1547         | 1489         | 1982         | 1625         | 2337         | 1967         | 1943         | 1661         | 2561            | 2777         | 3094         | 5083         | 3577         | 3884         | 3278         | 3181         | 3935         | 3692         |
| <b>TOTAL</b> | <b>21764</b>      | <b>20747</b> | <b>21490</b> | <b>20317</b> | <b>22499</b> | <b>20782</b> | <b>22808</b> | <b>25039</b> | <b>22795</b> | <b>17148</b> | <b>32355</b>    | <b>31867</b> | <b>35076</b> | <b>45643</b> | <b>45033</b> | <b>41339</b> | <b>37829</b> | <b>38941</b> | <b>41118</b> | <b>38462</b> |

| YEAR                   | 2013/14 | 2014/15 | 2015/16 | 2016/17 | 2017/18 | 2018/19 | 2019/20 | 2020/21 | 2021/22 | 2022/23 |
|------------------------|---------|---------|---------|---------|---------|---------|---------|---------|---------|---------|
| <b>LOADED</b>          | 32355   | 31867   | 35076   | 45643   | 45033   | 41339   | 37829   | 38941   | 41118   | 38462   |
| <b>GROWTH RATE (%)</b> | -8.89   | -1.5    | 10.07   | 30.1    | -1.34   | -8.2    | -8.49   | 2.9     | 5.59    | -6.5    |

| YEAR                   | 2013/14 | 2014/15 | 2015/16 | 2016/17 | 2017/18 | 2018/19 | 2019/20 | 2020/21 | 2021/22 | 2022/23  |
|------------------------|---------|---------|---------|---------|---------|---------|---------|---------|---------|----------|
| <b>UNLOADED</b>        | 21764   | 20747   | 21490   | 20317   | 22499   | 20782   | 22808   | 25039   | 22795   | 17148.16 |
| <b>GROWTH RATE (%)</b> | -0.39   | -4.67   | 3.58    | -5.46   | 10.74   | -7.63   | 9.75    | 9.78    | -8.96   | -24.77   |

| YEAR                         | 2013/14 | 2014/15 | 2015/16 | 2016/17 | 2017/18 | 2018/19 | 2019/20 | 2020/21 | 2021/22 | 2022/23   |
|------------------------------|---------|---------|---------|---------|---------|---------|---------|---------|---------|-----------|
| <b>LOADED &amp; UNLOADED</b> | 54119   | 52613   | 56566   | 65961   | 67532   | 62121   | 60637   | 63980   | 63913   | 55610.293 |
| <b>GROWTH RATE (%)</b>       | -5.65   | -2.78   | 7.51    | 16.61   | 2.38    | -8.01   | -2.39   | 5.51    | -0.1    | -12.99    |



**TABLE D.11: DOMESTIC PASSENGERS THROUGH ENTEBBE INTERNATIONAL AIRPORT IN FINANCIAL YEARS 2012/13- 2021/22**

| MONTH        | ENPLANED    |              |             |             |             |              |              |             |             |             | DEPLANED    |              |             |             |             |              |              |              |             |             |
|--------------|-------------|--------------|-------------|-------------|-------------|--------------|--------------|-------------|-------------|-------------|-------------|--------------|-------------|-------------|-------------|--------------|--------------|--------------|-------------|-------------|
|              | 2012/13     | 2013/14      | 2014/15     | 2015/16     | 2016/17     | 2017/18      | 2018/19      | 2019/20     | 2020/21     | 2021/22     | 2012/13     | 2013/14      | 2014/15     | 2015/16     | 2016/17     | 2017/18      | 2018/19      | 2019/20      | 2020/21     | 2021/22     |
| <b>JUL</b>   | 630         | 1313         | 1099        | 895         | 803         | 1080         | 1509         | 1393        | 3           | 500         | 644         | 1133         | 1173        | 792         | 886         | 959          | 1564         | 1476         | 10          | 540         |
| <b>AUG</b>   | 588         | 1313         | 1029        | 667         | 778         | 919          | 1253         | 1375        | 32          | 548         | 581         | 1368         | 1099        | 757         | 733         | 1089         | 1469         | 1603         | 37          | 675         |
| <b>SEP</b>   | 606         | 1198         | 754         | 545         | 666         | 828          | 1298         | 1232        | 36          | 544         | 571         | 1282         | 910         | 654         | 728         | 904          | 1426         | 1411         | 39          | 645         |
| <b>OCT</b>   | 735         | 1244         | 664         | 568         | 597         | 924          | 1269         | 1117        | 74          | 443         | 792         | 1363         | 705         | 673         | 673         | 967          | 1425         | 1354         | 54          | 535         |
| <b>NOV</b>   | 718         | 1153         | 641         | 612         | 516         | 681          | 920          | 904         | 141         | 393         | 859         | 1217         | 734         | 638         | 580         | 746          | 925          | 1127         | 76          | 471         |
| <b>DEC</b>   | 857         | 940          | 705         | 590         | 461         | 897          | 1104         | 968         | 117         | 255         | 957         | 1313         | 991         | 571         | 521         | 792          | 1103         | 1011         | 94          | 237         |
| <b>JAN</b>   | 762         | 1137         | 746         | 523         | 528         | 920          | 1090         | 993         | 154         | 409         | 764         | 1058         | 659         | 546         | 610         | 913          | 1244         | 1188         | 140         | 528         |
| <b>FEB</b>   | 778         | 1038         | 620         | 428         | 679         | 1033         | 1113         | 991         | 197         | 513         | 843         | 1286         | 653         | 500         | 714         | 950          | 1205         | 1188         | 156         | 574         |
| <b>MAR</b>   | 865         | 891          | 414         | 476         | 640         | 835          | 872          | 366         | 283         | 396         | 914         | 1201         | 549         | 521         | 645         | 917          | 900          | 582          | 303         | 481         |
| <b>APR</b>   | 706         | 981          | 539         | 394         | 542         | 707          | 677          | 0           | 181         | 416         | 833         | 1107         | 599         | 485         | 592         | 754          | 708          | 0            | 192         | 463         |
| <b>MAY</b>   | 1126        | 908          | 525         | 511         | 635         | 980          | 827          | 0           | 264         | 667         | 989         | 1003         | 543         | 542         | 565         | 1083         | 877          | 2            | 238         | 692         |
| <b>JUN</b>   | 994         | 778          | 579         | 663         | 932         | 1154         | 1308         | 0           | 368         | 1010        | 1047        | 897          | 546         | 635         | 956         | 1269         | 1524         | 0            | 412         | 1125        |
| <b>TOTAL</b> | <b>9365</b> | <b>12894</b> | <b>8315</b> | <b>6872</b> | <b>7777</b> | <b>10958</b> | <b>13240</b> | <b>9339</b> | <b>1850</b> | <b>6094</b> | <b>9794</b> | <b>14228</b> | <b>9161</b> | <b>7314</b> | <b>8203</b> | <b>11343</b> | <b>14370</b> | <b>10942</b> | <b>1751</b> | <b>6966</b> |

|                                |                |                |                |                |                |                |                |                |                |                |
|--------------------------------|----------------|----------------|----------------|----------------|----------------|----------------|----------------|----------------|----------------|----------------|
| <b>YEAR</b>                    | <b>2012/13</b> | <b>2013/14</b> | <b>2014/15</b> | <b>2015/16</b> | <b>2016/17</b> | <b>2017/18</b> | <b>2018/19</b> | <b>2019/20</b> | <b>2020/21</b> | <b>2021/22</b> |
| <b>DEPLANED &amp; ENPLANED</b> | 19159          | 27122          | 17476          | 14186          | 15980          | 22301          | 27610          | 20281          | 3601           | 13060          |
| <b>GROWTH RATE (%)</b>         | 88.4           | 41.6           | -35.6          | -18.8          | 12.65          | 39.6           | 23.81          | -26.54         | -82.24         | 262.68         |

**TABLE D.12: TRANSIT PASSENGERS THROUGH ENTEBBE INTERNATIONAL AIRPORT FOR FINANCIAL YEARS 2012/13-2021/22**

| MONTH        | 2012/13      | 2013/14      | 2014/15       | 2015/16       | 2016/17       | 2017/18       | 2018/19       | 2019/20       | 2020/21      | 2021/22       |
|--------------|--------------|--------------|---------------|---------------|---------------|---------------|---------------|---------------|--------------|---------------|
| JUL          | 7142         | 8625         | 8699          | 12150         | 12875         | 10588         | 19752         | 17061         | 4279         | 6741          |
| AUG          | 11636        | 10817        | 9575          | 14812         | 12875         | 10762         | 22617         | 17903         | 3448         | 5540          |
| SEP          | 7576         | 8353         | 7843          | 10887         | 11529         | 9380          | 17364         | 15538         | 4329         | 6700          |
| OCT          | 7496         | 7453         | 7536          | 11351         | 10412         | 8635          | 15016         | 13951         | 4269         | 6780          |
| NOV          | 6921         | 7954         | 6569          | 11357         | 8831          | 7953          | 16825         | 15076         | 5756         | 8594          |
| DEC          | 6944         | 7463         | 9811          | 12851         | 9982          | 10355         | 18176         | 16144         | 6136         | 9438          |
| JAN          | 7446         | 6968         | 9761          | 10670         | 8462          | 10102         | 14129         | 15597         | 8597         | 11447         |
| FEB          | 6665         | 5406         | 7599          | 10873         | 7701          | 8941          | 11814         | 13946         | 10608        | 14145         |
| MAR          | 7809         | 6771         | 10415         | 11459         | 9127          | 10100         | 14656         | 8283          | 8571         | 11653         |
| APR          | 6491         | 6658         | 8866          | 9780          | 9549          | 9325          | 13102         | 116           | 8116         | 10631         |
| MAY          | 7538         | 9160         | 10407         | 12322         | 11038         | 11557         | 13706         | 0             | 7926         | 9727          |
| JUN          | 7969         | 9553         | 9935          | 12166         | 11117         | 14636         | 15735         | 44            | 7174         | 9399          |
| <b>TOTAL</b> | <b>91633</b> | <b>95181</b> | <b>107016</b> | <b>140678</b> | <b>123498</b> | <b>122334</b> | <b>192892</b> | <b>133659</b> | <b>79209</b> | <b>110795</b> |

| YEAR              | 2012/13 | 2013/14 | 2014/15 | 2015/16 | 2016/17 | 2017/18 | 2018/19 | 2019/20 | 2020/21 | 2021/22 |
|-------------------|---------|---------|---------|---------|---------|---------|---------|---------|---------|---------|
| TOTAL TRANSIT     | 91633   | 95181   | 107016  | 140678  | 123498  | 122334  | 192892  | 133659  | 79209   | 110795  |
| PERCENTAGE CHANGE | 18.48   | 3.87    | 12.43   | 31.46   | -12.21  | -0.94   | 57.68   | -30.71  | -40.74  | 39.88   |

**TABLE D.13: INTERNATIONAL PASSENGERS THROUGH ENTEBBE INTERNATIONAL AIRPORT IN FINANCIAL YEARS 2012/13- 2021/22**

| MONTH        | ENPLANED      |               |               |               |               |               |               |               |               |               | DEPLANED      |               |               |               |               |               |               |               |               |               |
|--------------|---------------|---------------|---------------|---------------|---------------|---------------|---------------|---------------|---------------|---------------|---------------|---------------|---------------|---------------|---------------|---------------|---------------|---------------|---------------|---------------|
|              | 2012/13       | 2013/14       | 2014/15       | 2015/16       | 2016/17       | 2017/18       | 2018/19       | 2019/20       | 2020/21       | 2021/22       | 2012/13       | 2013/14       | 2014/15       | 2015/16       | 2016/17       | 2017/18       | 2018/19       | 2019/20       | 2020/21       | 2021/22       |
| <b>JUL</b>   | 55106         | 58769         | 56219         | 60597         | 65214         | 69356         | 76627         | 82732         | 3071          | 29137         | 58995         | 63291         | 59063         | 64305         | 70039         | 75664         | 81881         | 84248         | 3164          | 23594         |
| <b>AUG</b>   | 55148         | 60847         | 63154         | 66950         | 70781         | 72853         | 79934         | 84466         | 3676          | 37419         | 54046         | 59469         | 60391         | 63678         | 65563         | 67890         | 73391         | 78878         | 2865          | 33941         |
| <b>SEP</b>   | 53937         | 58359         | 54403         | 59633         | 62605         | 66649         | 78360         | 83342         | 4817          | 42221         | 53596         | 55546         | 50845         | 54031         | 57053         | 61566         | 70022         | 72322         | 6702          | 36971         |
| <b>OCT</b>   | 54116         | 55605         | 54104         | 56089         | 58973         | 60609         | 72090         | 76440         | 15461         | 54205         | 54740         | 57259         | 54717         | 54846         | 58042         | 61456         | 66783         | 71588         | 23867         | 45256         |
| <b>NOV</b>   | 50648         | 55869         | 57209         | 59929         | 58208         | 60240         | 69837         | 77502         | 21515         | 61751         | 51276         | 56570         | 57654         | 59007         | 58595         | 60876         | 66004         | 74794         | 26332         | 48783         |
| <b>DEC</b>   | 52717         | 58478         | 56713         | 61517         | 64733         | 70998         | 77589         | 88769         | 30449         | 60579         | 58183         | 64207         | 61238         | 63011         | 71882         | 76592         | 79793         | 90554         | 33485         | 62997         |
| <b>JAN</b>   | 57070         | 58623         | 56455         | 61092         | 65232         | 68450         | 75843         | 81212         | 29409         | 62677         | 56277         | 55972         | 56010         | 54563         | 60601         | 67525         | 71503         | 77403         | 24095         | 47870         |
| <b>FEB</b>   | 48513         | 51259         | 49322         | 45822         | 54098         | 60592         | 65916         | 75556         | 31084         | 55531         | 49198         | 50498         | 49873         | 43348         | 53076         | 59563         | 62708         | 68778         | 26904         | 45696         |
| <b>MAR</b>   | 51937         | 53172         | 57018         | 51465         | 58484         | 66186         | 72669         | 46336         | 38946         | 60268         | 51771         | 51598         | 55442         | 54598         | 56793         | 63918         | 65792         | 36827         | 32958         | 53532         |
| <b>APR</b>   | 51098         | 51547         | 52106         | 53744         | 59912         | 65772         | 70208         | 968           | 45622         | 65892         | 49784         | 50049         | 50325         | 50755         | 57639         | 62197         | 66130         | 19            | 35163         | 56449         |
| <b>MAY</b>   | 53556         | 53293         | 54079         | 54629         | 59459         | 65679         | 72561         | 970           | 36295         | 66195         | 55922         | 54876         | 55059         | 57443         | 60694         | 63917         | 67547         | 176           | 35012         | 58379         |
| <b>JUN</b>   | 56117         | 56850         | 57297         | 56383         | 59470         | 67918         | 73817         | 1566          | 40137         | 70803         | 58451         | 59052         | 58565         | 56049         | 61030         | 66204         | 71778         | 326           | 29209         | 64458         |
| <b>TOTAL</b> | <b>639963</b> | <b>672671</b> | <b>668079</b> | <b>687850</b> | <b>737169</b> | <b>795302</b> | <b>885451</b> | <b>699859</b> | <b>300482</b> | <b>666678</b> | <b>652239</b> | <b>678387</b> | <b>669182</b> | <b>675634</b> | <b>731007</b> | <b>787368</b> | <b>843332</b> | <b>655913</b> | <b>279756</b> | <b>577926</b> |

| YEAR                          | 2012/13 | 2013/14 | 2014/15 | 2015/16 | 2016/17 | 2017/18 | 2018/19 | 2019/20 | 2020/21 | 2021/22 |
|-------------------------------|---------|---------|---------|---------|---------|---------|---------|---------|---------|---------|
| <b>DEPLANED&amp; ENPLANED</b> | 1292202 | 1351058 | 1337261 | 1363484 | 1468176 | 1582670 | 1728783 | 1355772 | 580238  | 1244604 |
| <b>GROWTH RATE (%)</b>        | 9.6     | 4.6     | -1      | 2       | 7.7     | 7.8     | 9.23    | -21.58  | -57.2   | 114.5   |

**TABLE D.14: COMMERCIAL AIRCRAFT MOVEMENTS AT ENTEBBE INTERNATIONAL AIRPORT FOR FINANCIAL YEARS 2012/13 - 2021/22**

| MONTH        | 2012/13      | 2013/14      | 2014/15      | 2015/16      | 2016/17      | 2017/18      | 2018/19      | 2019/20      | 2020/21      | 2021/22      |
|--------------|--------------|--------------|--------------|--------------|--------------|--------------|--------------|--------------|--------------|--------------|
| JUL          | 2643         | 2669         | 1988         | 2487         | 2516         | 2566         | 3015         | 2892         | 505          | 1621         |
| AUG          | 2737         | 2654         | 2079         | 2433         | 2512         | 2494         | 2944         | 2818         | 529          | 1813         |
| SEP          | 2472         | 2601         | 1989         | 2317         | 2352         | 2358         | 2769         | 2853         | 605          | 1952         |
| OCT          | 2655         | 2636         | 2220         | 2402         | 2360         | 2486         | 2953         | 2898         | 1118         | 2087         |
| NOV          | 2493         | 2550         | 2049         | 2440         | 2378         | 2306         | 2740         | 2886         | 1295         | 2080         |
| DEC          | 2430         | 2702         | 2115         | 2160         | 2399         | 2471         | 2862         | 2991         | 1522         | 2189         |
| JAN          | 2420         | 2573         | 2200         | 2359         | 2471         | 2488         | 2769         | 3036         | 1400         | 2266         |
| FEB          | 2244         | 2338         | 2068         | 2157         | 2292         | 2367         | 2471         | 2804         | 1438         | 2056         |
| MAR          | 2376         | 2468         | 2246         | 2364         | 2475         | 2594         | 2591         | 1911         | 1691         | 2318         |
| APR          | 2516         | 2360         | 2117         | 2295         | 2396         | 2471         | 2469         | 241          | 1737         | 2180         |
| MAY          | 2569         | 2473         | 2175         | 2355         | 2497         | 2579         | 2501         | 356          | 1737         | 2305         |
| JUN          | 2427         | 2234         | 2337         | 2304         | 2511         | 2601         | 2659         | 499          | 1839         | 2590         |
| <b>TOTAL</b> | <b>29982</b> | <b>30258</b> | <b>25583</b> | <b>28073</b> | <b>29159</b> | <b>29781</b> | <b>32743</b> | <b>26185</b> | <b>15416</b> | <b>25457</b> |

| YEAR              | 2012/13 | 2013/14 | 2014/15 | 2015/16 | 2016/17 | 2017/18 | 2018/19 | 2019/20 | 2020/21 | 2021/22 |
|-------------------|---------|---------|---------|---------|---------|---------|---------|---------|---------|---------|
| COMMERCIAL MOV'TS | 29982   | 30258   | 25583   | 28073   | 29159   | 29781   | 32743   | 26185   | 15416   | 25457   |
| PERCENTAGE CHANGE | 8.1     | 0.92    | -15.5   | 9.7     | 3.9     | 2.1     | 9.95    | -20     | -41.1   | 65.1    |

**TABLE D.15: MAIL TRAFFIC AT ENTEBBE INTERNATIONAL AIRPORT  
IN FINANCIAL YEARS 2012/13 - 2021/22**

| MONTH        | UNLOADED   |            |            |            |            |            |            |            |            |            | LOADED     |            |            |            |            |            |            |            |            |            |
|--------------|------------|------------|------------|------------|------------|------------|------------|------------|------------|------------|------------|------------|------------|------------|------------|------------|------------|------------|------------|------------|
|              | 2012/13    | 2013/14    | 2014/15    | 2015/16    | 2016/17    | 2017/18    | 2018/19    | 2019/20    | 2020/21    | 2021/22    | 2012/13    | 2013/14    | 2014/15    | 2015/16    | 2016/17    | 2017/18    | 2018/19    | 2019/20    | 2020/21    | 2021/22    |
| JUL          | 33         | 34         | 35         | 24         | 27         | 37         | 27         | 22         | 10         | 22         | 15         | 21         | 19         | 23         | 16         | 17         | 18         | 23         | 33         | 10         |
| AUG          | 37         | 28         | 32         | 32         | 30         | 33         | 29         | 26         | 11         | 24         | 17         | 14         | 19         | 14         | 19         | 22         | 33         | 27         | 37         | 11         |
| SEP          | 34         | 30         | 34         | 23         | 26         | 32         | 29         | 31         | 12         | 27         | 25         | 22         | 17         | 17         | 21         | 22         | 19         | 20         | 34         | 13         |
| OCT          | 36         | 42         | 34         | 26         | 32         | 33         | 34         | 29         | 27         | 27         | 22         | 17         | 20         | 25         | 28         | 28         | 19         | 21         | 36         | 14         |
| NOV          | 39         | 39         | 36         | 33         | 28         | 35         | 31         | 40         | 28         | 26         | 19         | 22         | 19         | 21         | 19         | 23         | 28         | 23         | 39         | 12         |
| DEC          | 31         | 44         | 36         | 37         | 33         | 39         | 44         | 32         | 35         | 23         | 22         | 21         | 16         | 17         | 19         | 15         | 13         | 18         | 31         | 10         |
| JAN          | 42         | 32         | 24         | 24         | 32         | 31         | 33         | 26         | 24         | 23         | 19         | 18         | 14         | 14         | 13         | 17         | 19         | 20         | 42         | 11         |
| FEB          | 36         | 34         | 39         | 21         | 28         | 29         | 37         | 30         | 31         | 22         | 19         | 29         | 20         | 15         | 16         | 21         | 18         | 24         | 36         | 12         |
| MAR          | 29         | 36         | 29         | 24         | 36         | 36         | 37         | 22         | 29         | 21         | 17         | 22         | 20         | 14         | 28         | 21         | 23         | 19         | 29         | 8          |
| APR          | 38         | 34         | 33         | 24         | 27         | 27         | 30         | 18         | 20         | 24         | 20         | 20         | 32         | 11         | 18         | 17         | 22         | 11         | 38         | 10         |
| MAY          | 32         | 43         | 27         | 27         | 36         | 36         | 38         | 14         | 24         | 30         | 19         | 16         | 26         | 20         | 24         | 23         | 27         | 8          | 32         | 19         |
| JUN          | 30         | 34         | 24         | 28         | 31         | 30         | 27         | 15         | 17         | 30         | 16         | 17         | 22         | 16         | 23         | 20         | 18         | 8          | 30         | 12         |
| <b>TOTAL</b> | <b>415</b> | <b>429</b> | <b>383</b> | <b>324</b> | <b>367</b> | <b>398</b> | <b>396</b> | <b>304</b> | <b>268</b> | <b>300</b> | <b>230</b> | <b>238</b> | <b>244</b> | <b>207</b> | <b>244</b> | <b>245</b> | <b>257</b> | <b>221</b> | <b>415</b> | <b>142</b> |

| YEAR                         | 2012/13 | 2013/14 | 2014/15 | 2015/16 | 2016/17 | 2017/18 | 2018/19 | 2019/20 | 2020/21 | 2021/22 |
|------------------------------|---------|---------|---------|---------|---------|---------|---------|---------|---------|---------|
| <b>LOADED &amp; UNLOADED</b> | 645     | 667     | 627     | 531     | 611     | 643     | 653     | 524     | 424     | 442     |
| <b>GROWTH RATE (%)</b>       | 13.8    | 3.39    | -6.38   | -15.24  | 14.98   | 5.27    | 1.6     | -19.7   | -19.07  | 4.18    |

# BELLY AND FREIGHTER CARGO



**TABLE E.1: BELLY AND FREIGHTER CARGO (ANNUAL) 2013 TO 2023**

| YEAR | IMPORTS |       |           | EXPORTS |       |           |
|------|---------|-------|-----------|---------|-------|-----------|
|      | TOT-M   | BELLY | FREIGHTER | TOT-X   | BELLY | FREIGHTER |
| 2013 | 21824   | 8366  | 13457     | 34130   | 15791 | 18339     |
| 2014 | 20644   | 8251  | 12393     | 32197   | 16519 | 15679     |
| 2015 | 21789   | 8604  | 13185     | 32660   | 17608 | 15053     |
| 2016 | 20182   | 7311  | 12871     | 39376   | 22261 | 17115     |
| 2017 | 21592   | 9566  | 12026     | 47712   | 32074 | 15638     |
| 2018 | 21689   | 11940 | 9750      | 41667   | 28668 | 12999     |
| 2019 | 22642   | 12043 | 10599     | 42089   | 28612 | 13477     |
| 2020 | 23048   | 5859  | 17189     | 36672   | 12510 | 24162     |
| 2021 | 21990   | 8285  | 13705     | 33004   | 15743 | 17261     |
| 2022 | 20980   | 8850  | 12130     | 41156   | 12216 | 28941     |
| 2023 | 181611  | 7341  | 174270    | 40911   | 11451 | 29460     |

**TABLE E.2: BELLY AND FREIGHTER CARGO (MONTHLY) 2014 TO 2024**

| IMPORTS |       |          |       |          |       |          |       |          |       |          |       |          |       |          |       |          |       |          |       |          |
|---------|-------|----------|-------|----------|-------|----------|-------|----------|-------|----------|-------|----------|-------|----------|-------|----------|-------|----------|-------|----------|
| MONTH   | 2014  |          | 2015  |          | 2016  |          | 2017  |          | 2018  |          | 2019  |          | 2020  |          | 2021  |          | 2022  |          | 2023  |          |
|         | BELLY | FRIEHTER | BELLY | FRIEHTER | BELLY | FRIEHTER | BELLY | FRIEHTER | BELLY | FRIEHTER | BELLY | FRIEHTER | BELLY | FRIEHTER | BELLY | FRIEHTER | BELLY | FRIEHTER | BELLY | FRIEHTER |
| JAN     | 620   | 1048     | 616   | 806      | 535   | 929      | 662   | 809      | 927   | 840      | 1053  | 419      | 977   | 817      | 612   | 1255     | 943   | 638      | 672   | 746      |
| FEB     | 598   | 1183     | 676   | 954      | 432   | 1212     | 519   | 1156     | 925   | 649      | 907   | 481      | 921   | 1484     | 638   | 1100     | 890   | 562      | 665   | 183      |
| MAR     | 738   | 1376     | 679   | 1108     | 528   | 1125     | 675   | 870      | 941   | 816      | 1200  | 594      | 760   | 857      | 994   | 1230     | 1098  | 562      | 532   | 225      |
| APR     | 675   | 1071     | 660   | 1233     | 546   | 1199     | 717   | 1252     | 919   | 775      | 1054  | 1237     | 193   | 800      | 1107  | 1230     | 1240  | 544      | 593   | 531      |
| MAY     | 637   | 820      | 885   | 994      | 649   | 1384     | 774   | 1299     | 775   | 1580     | 897   | 755      | 28    | 1211     | 953   | 1291     | 976   | 680      | 775   | 540      |
| JUN     | 642   | 874      | 696   | 1078     | 634   | 913      | 637   | 851      | 961   | 1020     | 794   | 831      | 59    | 2279     | 965   | 1002     | 1163  | 780      | 844   | 817      |
| JUL     | 607   | 1098     | 799   | w1132    | 726   | 973      | 948   | 942      | 985   | 684      | 998   | 743      | 193   | 1524     | 1095  | 1425     | 909   | 575      | 1172  | 724      |
| AUG     | 692   | 1038     | 811   | 1021     | 745   | 1157     | 1048  | 1014     | 1151  | 657      | 937   | 932      | 165   | 1785     | 971   | 923      | 1149  | 1215     | 1046  | 659      |
| SEP     | 716   | 981      | 768   | 1060     | 572   | 1031     | 843   | 985      | 999   | 454      | 945   | 820      | 188   | 2253     | 1437  | 452      | 1073  | 547      | 1145  | 472      |
| OCT     | 754   | 978      | 805   | 1230     | 625   | 919      | 982   | 808      | 1203  | 727      | 994   | 989      | 818   | 1166     | 954   | 1331     | 1047  | 724      | 1247  | 677      |
| NOV     | 879   | 929      | 600   | 1194     | 667   | 912      | 936   | 959      | 1187  | 640      | 1188  | 1447     | 747   | 1229     | 973   | 1143     | 899   | 456      | 1084  | 1126     |
| DEC     | 693   | 997      | 608   | 1377     | 653   | 1116     | 825   | 1081     | 968   | 907      | 1076  | 1352     | 810   | 1783     | 918   | 1098     | 743   | 685      | 1044  | 640      |
| Total   | 8251  | 12393    | 8604  | 13185    | 7311  | 12871    | 9566  | 12026    | 11940 | 9750     | 12043 | 10599    | 5859  | 17189    | 11616 | 13479    | 12130 | 7968     | 10820 | 7341     |
| %TAGE   | 40    | 60       | 39.5  | 60.5     | 36.2  | 63.8     | 44.3  | 55.7     | 55    | 45       | 53.2  | 46.8     | -51   | 62.2     | 98.3  | -21.6    | 4.4   | -40.9    | -10.8 | -7.9     |



**TABLE E.2: BELLY AND FREIGHTER CARGO (MONTHLY) 2014 TO 2024**

| EXPORTS |         |            |       |            |       |            |       |            |       |            |       |            |       |            |       |            |       |            |       |            |
|---------|---------|------------|-------|------------|-------|------------|-------|------------|-------|------------|-------|------------|-------|------------|-------|------------|-------|------------|-------|------------|
| MONTH   | 2014    |            | 2015  |            | 2016  |            | 2017  |            | 2018  |            | 2019  |            | 2020  |            | 2021  |            | 2022  |            | 2023  |            |
|         | BELLY   | FRIEIGHTER | BELLY | FRIEIGHTER | BELLY | FRIEIGHTER | BELLY | FRIEIGHTER | BELLY | FRIEIGHTER | BELLY | FRIEIGHTER | BELLY | FRIEIGHTER | BELLY | FRIEIGHTER | BELLY | FRIEIGHTER | BELLY | FRIEIGHTER |
| JAN     | 1412.82 | 1194       | 1423  | 1052       | 1761  | 1335       | 2214  | 978        | 2278  | 1124       | 2472  | 1037       | 2183  | 1103       | 1533  | 1511       | 2271  | 1180       | 2430  | 1008       |
| FEB     | 1177    | 1447       | 1289  | 1185       | 1600  | 1433       | 2804  | 1410       | 2622  | 1087       | 2457  | 805        | 2145  | 1154       | 1532  | 1496       | 2516  | 887        | 2805  | 896        |
| MAR     | 1234    | 1637       | 1335  | 1312       | 1278  | 1460       | 2730  | 1325       | 2813  | 857        | 3104  | 743        | 1483  | 1217       | 1973  | 1780       | 2617  | 866        | 1389  | 453        |
| APR     | 1208    | 1267       | 1162  | 1304       | 1702  | 1449       | 3079  | 1488       | 2606  | 1013       | 2279  | 950        | 241   | 1652       | 1755  | 1633       | 2429  | 885        | 2090  | 704        |
| MAY     | 1417    | 1569       | 1485  | 1468       | 1389  | 1706       | 1686  | 1678       | 2585  | 1234       | 2509  | 1230       | 179   | 2574       | 1790  | 1295       | 2742  | 1193       | 2221  | 1138       |
| JUN     | 1444    | 1117       | 1383  | 1394       | 1589  | 1505       | 3529  | 1554       | 2142  | 1435       | 2408  | 1476       | 379   | 2899       | 1851  | 1329       | 2755  | 1180       | 2479  | 1213       |
| JUL     | 1336    | 1225       | 1374  | 1328       | 1304  | 1409       | 3462  | 1432       | 2310  | 1245       | 2484  | 1450       | 448   | 2453       | 1740  | 1640       | 2227  | 1018       | 3400  | 926        |
| AUG     | 1335    | 1149       | 1653  | 1218       | 1538  | 1251       | 3187  | 1316       | 2002  | 871        | 2235  | 1332       | 439   | 2886       | 1597  | 1663       | 2088  | 1052       | 2630  | 1039       |
| SEP     | 1601    | 1177       | 1740  | 1238       | 2550  | 1366       | 3067  | 1070       | 2136  | 860        | 2174  | 1091       | 443   | 2939       | 2488  | 673        | 2210  | 1001       | 2446  | 867        |
| OCT     | 1432    | 1344       | 1502  | 1121       | 2219  | 1365       | 2074  | 1069       | 2330  | 1201       | 2231  | 1412       | 1523  | 1778       | 1692  | 1619       | 2371  | 1106       | 2546  | 1262       |
| NOV     | 1503    | 1360       | 1300  | 1312       | 2524  | 1359       | 2261  | 1305       | 2589  | 978        | 1967  | 1081       | 1476  | 1924       | 1971  | 1213       | 2168  | 842        | 2573  | 812        |
| DEC     | 1420    | 1193       | 1961  | 1121       | 2807  | 1478       | 1979  | 1014       | 2255  | 1093       | 2292  | 870        | 1571  | 1581       | 1893  | 1410       | 2549  | 1006       | 2452  | 1132       |
| Total   | 16519   | 15679      | 17608 | 15053      | 22261 | 17115      | 32074 | 15638      | 28668 | 12999      | 28612 | 13477      | 12510 | 24162      | 21815 | 17261      | 28941 | 12216      | 29460 | 11452      |
| %TAGE   | 51      | 48.7       | 54    | 46         | 56.5  | 43.5       | 67.2  | 32.8       | 69.9  | 30.1       | 68    | 32         | -56   | 79.3       | 74.4  | -28.6      | 32.7  | -29.2      | 1.8   | -6.3       |

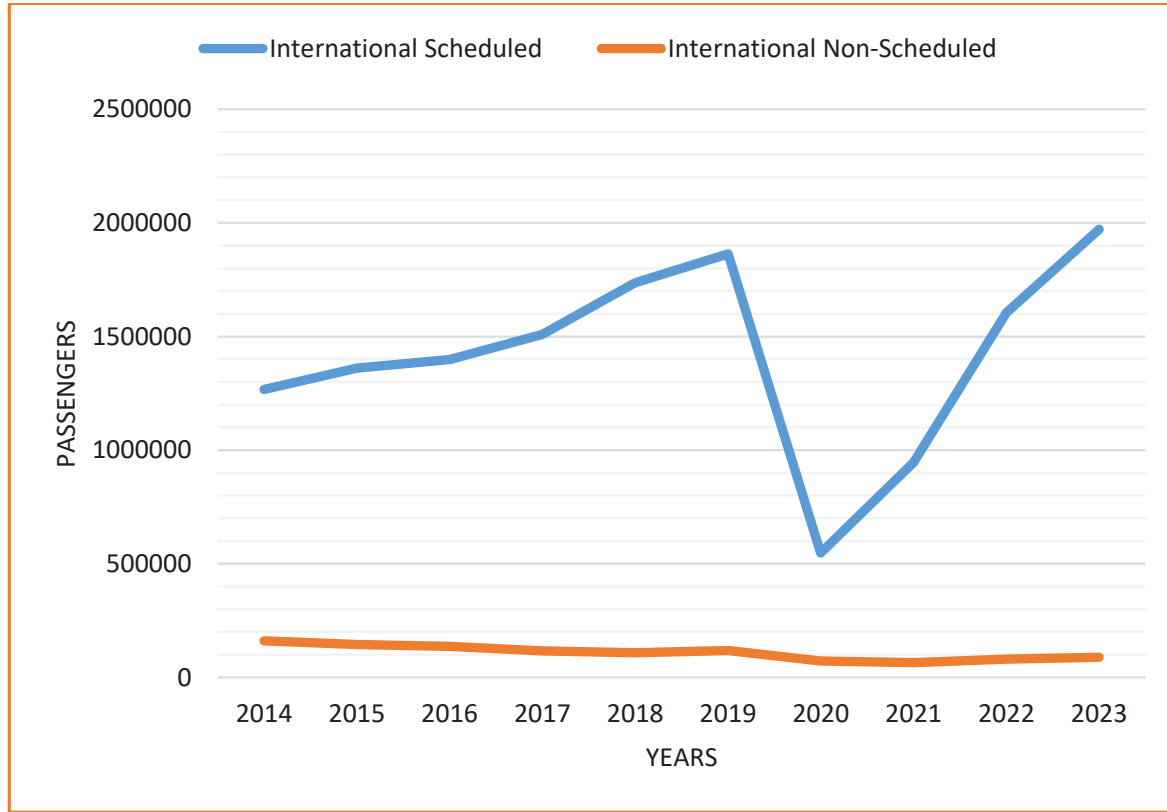


# **PASSENGER TRAFFIC MOVEMENTS**

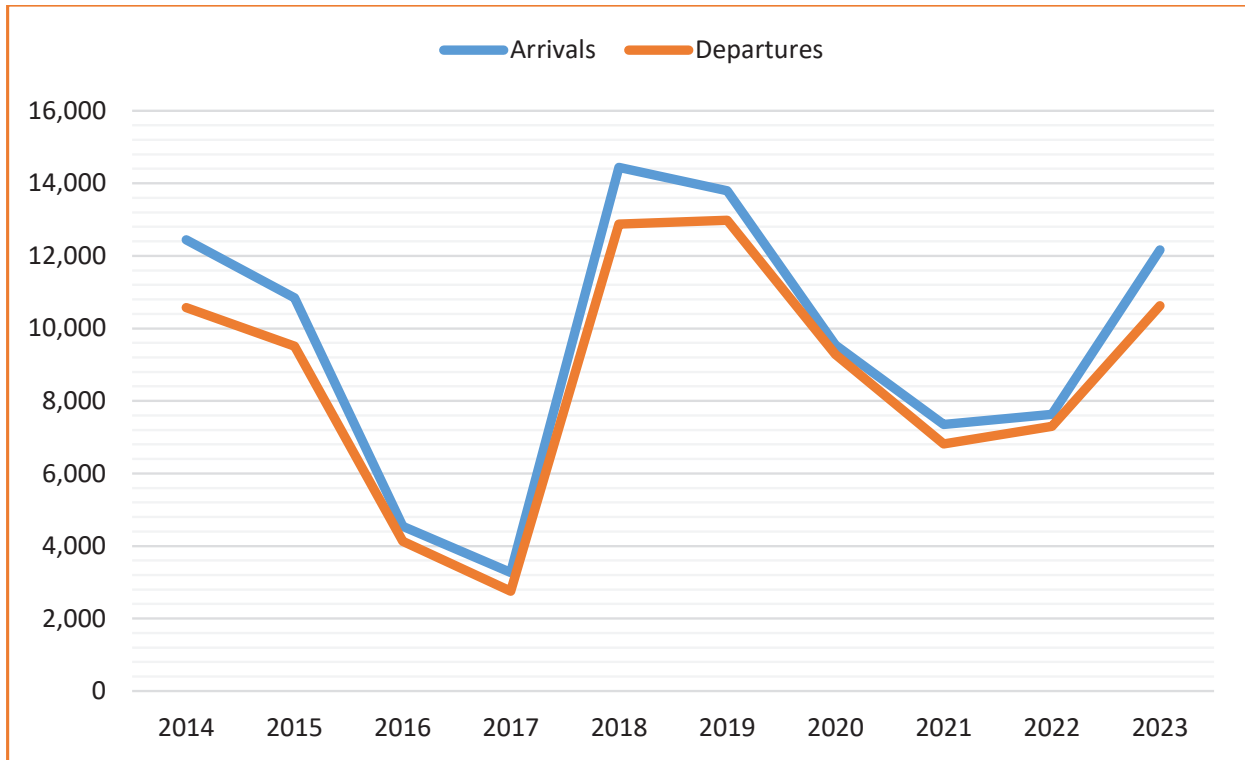
**TABLE F.1: PASSENGER MOVEMENTS (2010 - 2019) FOR ENTEBBE INTERNATIONAL AIRPORT**

| PERIOD  | 2023    | 2022    | 2021    | 2020   | 2019    | 2018    | 2017    | 2016    | 2015    | 2014    |
|---|---------|---------|---------|--------|---------|---------|---------|---------|---------|---------|
| <b>1. INTERNATIONAL</b>                       |         |         |         |        |         |         |         |         |         |         |
| 1.1 International Scheduled                   |         |         |         |        |         |         |         |         |         |         |
| 1.1.1 Arrivals                                | 912601  | 708219  | 410243  | 248569 | 818602  | 766752  | 695440  | 630053  | 612757  | 585840  |
| 1.1.2 Departures                              | 930649  | 785374  | 456715  | 250803 | 865825  | 795048  | 700007  | 635884  | 620455  | 586996  |
| 1.1.3 (Arrivals + Departures)                 | 1843250 | 1493593 | 866958  | 499372 | 1684427 | 1561800 | 1395447 | 1265937 | 1233212 | 1172836 |
| 1.1.4 Transit                                 | 128429  | 110780  | 79023   | 48070  | 178489  | 174007  | 114387  | 133065  | 127530  | 93395   |
| 1.1.5 Sub-Total (International Scheduled)     | 1971679 | 1604373 | 945981  | 547442 | 1862916 | 1735807 | 1509834 | 1399002 | 1360742 | 1266231 |
| 1.2 International Non-Scheduled               |         |         |         |        |         |         |         |         |         |         |
| 1.2.1 Arrivals                                | 40958   | 38581   | 19733   | 31375  | 59240   | 54446   | 58437   | 67877   | 71395   | 80113   |
| 1.2.2 Departures                              | 47886   | 42231   | 45146   | 34794  | 58438   | 53986   | 57323   | 67765   | 70507   | 79550   |
| 1.2.3 (Arrivals + Departures)                 | 88844   | 80812   | 64879   | 66169  | 117678  | 108432  | 115760  | 135642  | 141902  | 159663  |
| 1.2.4 Transit                                 | 453     | 15      | 61      | 5670   | 328     | 404     | 278     | 736     | 2861    | 1141    |
| 1.2.5 Sub-Total (International Non-Scheduled) | 89297   | 80827   | 64940   | 71839  | 118006  | 108836  | 116038  | 136378  | 144763  | 160804  |
| 1.3 Grand-Total (International)               | 2060976 | 1685200 | 1010921 | 619281 | 1980922 | 1844643 | 1625872 | 1535380 | 1505505 | 1427035 |
| <b>2. DOMESTIC</b>                            |         |         |         |        |         |         |         |         |         |         |
| 2.1 Domestic Scheduled                        |         |         |         |        |         |         |         |         |         |         |
| 2.1.1 Arrivals                                | 3419    | 2957    | 1296    | 1740   | 6603    | 3772    | 3675    | 3601    | 4100    | 7319    |
| 2.1.2 Departures                              | 2814    | 2280    | 1103    | 1136   | 5708    | 3705    | 3396    | 3297    | 3829    | 6454    |
| 2.1.3 (Arrivals + Departures)                 | 6233    | 5237    | 2399    | 2876   | 12311   | 7477    | 7071    | 6898    | 7929    | 13773   |
| 2.2 Domestic Non-Scheduled                    |         |         |         |        |         |         |         |         |         |         |
| 2.2.1 Arrivals                                | 9026    | 7884    | 3153    | 1528   | 7842    | 10026   | 5864    | 3749    | 3534    | 4845    |
| 2.2.2 Departures                              | 7760    | 7234    | 2996    | 10732  | 7163    | 9277    | 5889    | 3519    | 3471    | 4171    |
| 2.2.3 (Arrivals + Departures)                 | 16786   | 15118   | 6149    | 12260  | 15005   | 19303   | 11753   | 7268    | 7005    | 9016    |
| 2.3 Grand-Total (Domestic)                    | 23019   | 20355   | 8548    | 15136  | 27316   | 26780   | 18824   | 14166   | 14934   | 22789   |

**FIG. F.1: INTERNATIONAL PASSENGER TRAFFIC AT ENTEBBE INTERNATIONAL AIRPORT (2014 - 2023)**



**FIG. F.2: DOMESTIC PASSENGER TRAFFIC AT ENTEBBE AIRPORT  
(2014 - 2023)**



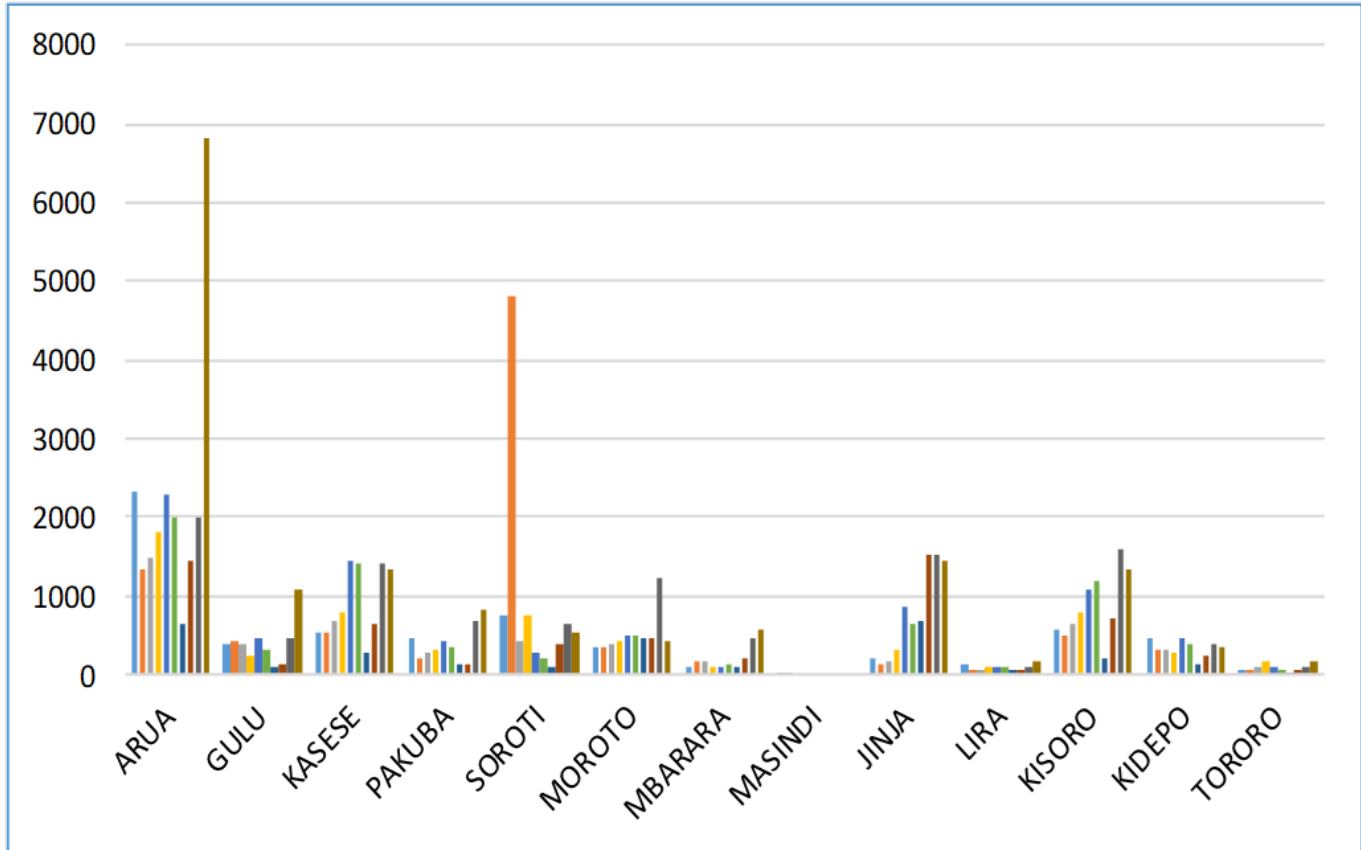


# REGIONAL AIRPORTS TRAFFIC

**TABLE G.1: UPCOUNTRY AIRPORTS PASSENGER TRAFFIC (2014- 2023)**

| <b>AIRPORT</b> | <b>2014</b>  | <b>2015</b>  | <b>2016</b>  | <b>2017</b>  | <b>2018</b>  | <b>2019</b>  | <b>2020</b> | <b>2021</b>  | <b>2022</b>  | <b>2023</b>  |
|----------------|--------------|--------------|--------------|--------------|--------------|--------------|-------------|--------------|--------------|--------------|
| <b>ARUA</b>    | 14054        | 11578        | 8471         | 12154        | 12957        | 11284        | 3106        | 5396         | 8425         | 6805         |
| <b>GULU</b>    | 1156         | 1925         | 1244         | 926          | 1354         | 1138         | 317         | 382          | 865          | 1082         |
| <b>JINJA</b>   | 311          | 247          | 313          | 424          | 767          | 670          | 259         | 519          | 725          | 719          |
| <b>KASESE</b>  | 1533         | 1937         | 2881         | 3308         | 5331         | 5240         | 1188        | 2204         | 5041         | 5610         |
| <b>PAKUBA</b>  | 1935         | 834          | 958          | 1043         | 1329         | 1447         | 462         | 343          | 2542         | 2832         |
| <b>LIRA</b>    | 414          | 210          | 94           | 335          | 869          | 323          | 153         | 171          | 243          | 449          |
| <b>MASINDI</b> | 0            | 0            | 0            | 0            | 0            | 0            | 0           | 0            | 0            | 0            |
| <b>MBARARA</b> | 273          | 648          | 391          | 316          | 304          | 472          | 220         | 650          | 1389         | 1632         |
| <b>MOROTO</b>  | 1437         | 1618         | 1202         | 1547         | 1690         | 1804         | 425         | 621          | 671          | 995          |
| <b>SOROTI</b>  | 90           | 514          | 2000         | 693          | 803          | 799          | 254         | 278          | 1049         | 1012         |
| <b>TORORO</b>  | 115          | 158          | 126          | 284          | 241          | 234          | 97          | 39           | 147          | 348          |
| <b>KIDEPO</b>  | 1182         | 992          | 1029         | 773          | 1131         | 1148         | 351         | 535          | 850          | 954          |
| <b>KISORO</b>  | 1875         | 2138         | 2159         | 3161         | 4873         | 5308         | 1194        | 2875         | 6891         | 8748         |
| <b>TOTAL</b>   | <b>24375</b> | <b>22799</b> | <b>20868</b> | <b>24964</b> | <b>31649</b> | <b>29867</b> | <b>8026</b> | <b>14083</b> | <b>28838</b> | <b>31186</b> |

**FIG. G.1: PASSENGER TRAFFIC AT CAA MANAGED AERODROMES**

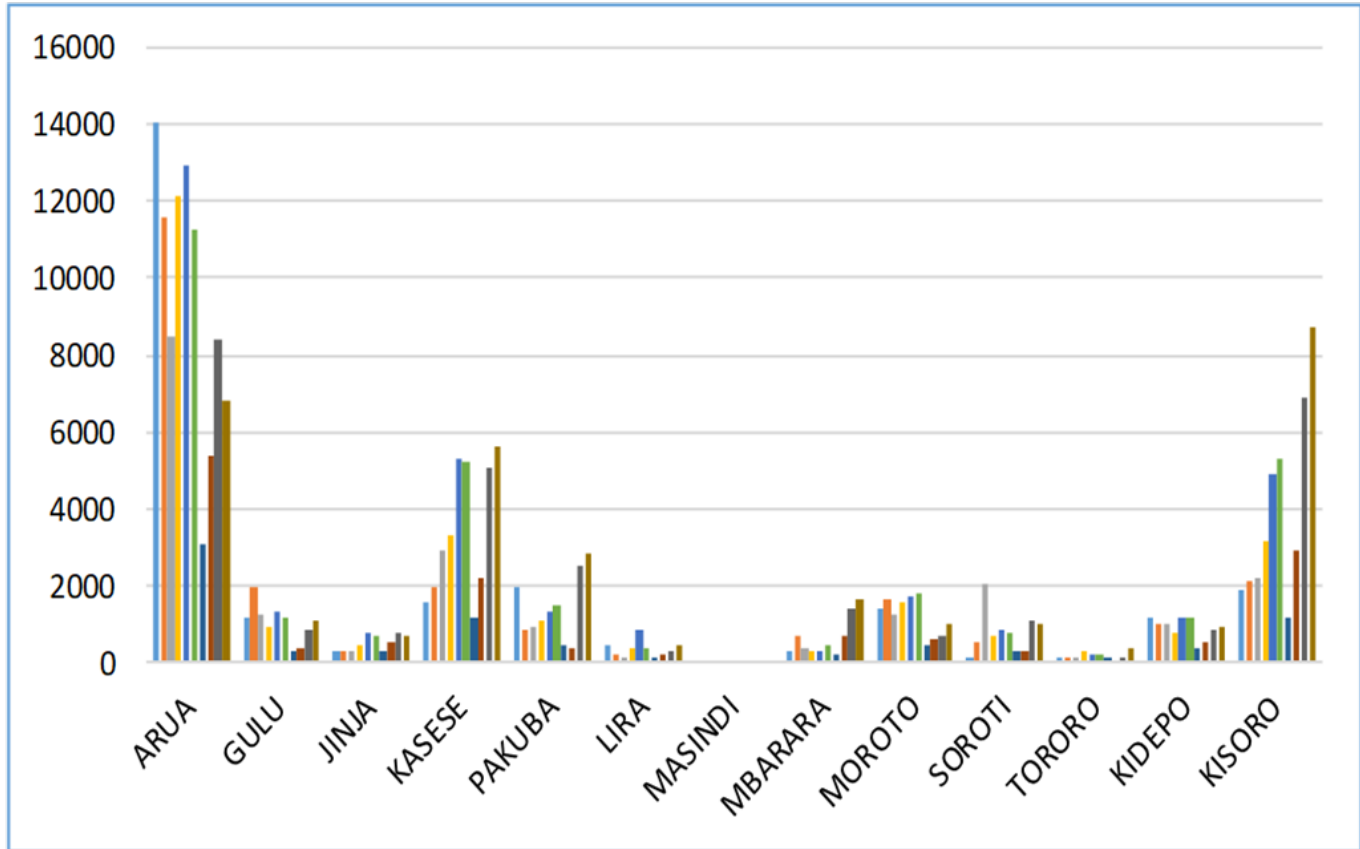




**TABLE G.2: UPCOUNTRY AIRPORTS AIRCRAFT MOVEMENTS (2014 - 2023)**

| <b>AIRPORT</b> | <b>2014</b> | <b>2015</b> | <b>2016</b> | <b>2017</b> | <b>2018</b> | <b>2019</b> | <b>2020</b> | <b>2021</b> | <b>2022</b>  | <b>2023</b>  |
|----------------|-------------|-------------|-------------|-------------|-------------|-------------|-------------|-------------|--------------|--------------|
| <b>ARUA</b>    | 2305        | 1336        | 1464        | 1804        | 2298        | 1994        | 631         | 1439        | 2009         | 6805         |
| <b>GULU</b>    | 398         | 428         | 390         | 226         | 476         | 313         | 82          | 147         | 446          | 1082         |
| <b>KASESE</b>  | 544         | 520         | 692         | 800         | 1445        | 1412        | 274         | 645         | 1396         | 1336         |
| <b>PAKUBA</b>  | 464         | 210         | 266         | 298         | 440         | 356         | 122         | 140         | 694          | 824          |
| <b>SOROTI</b>  | 768         | 4804        | 410         | 752         | 268         | 200         | 108         | 394         | 650          | 526          |
| <b>MOROTO</b>  | 336         | 366         | 400         | 422         | 512         | 491         | 450         | 452         | 1226         | 414          |
| <b>MBARARA</b> | 80          | 182         | 150         | 102         | 98          | 122         | 76          | 216         | 442          | 554          |
| <b>MASINDI</b> | 14          | 2           | 0           | 0           | 0           | 0           | 0           | 0           | 0            | 0            |
| <b>JINJA</b>   | 202         | 138         | 168         | 294         | 844         | 625         | 683         | 1524        | 1528         | 1435         |
| <b>LIRA</b>    | 128         | 58          | 42          | 100         | 86          | 100         | 42          | 60          | 94           | 158          |
| <b>KISORO</b>  | 566         | 488         | 634         | 774         | 1082        | 1192        | 218         | 714         | 1584         | 1338         |
| <b>KIDEPO</b>  | 444         | 314         | 330         | 260         | 465         | 390         | 116         | 224         | 368          | 331          |
| <b>TORORO</b>  | 56          | 44          | 102         | 170         | 105         | 74          | 28          | 40          | 104          | 168          |
| <b>TOTAL</b>   | <b>6305</b> | <b>8890</b> | <b>5048</b> | <b>6002</b> | <b>8119</b> | <b>7269</b> | <b>2830</b> | <b>5925</b> | <b>10541</b> | <b>14971</b> |

**FIG. G.2: AIRCRAFT MOVEMENTS AT CAA MANAGED AERODROMES**



**TABLE G.4: INTERNATIONAL AIRCRAFT MOVEMENTS THROUGH ENTRY/  
EXIT POINTS (2014 - 2023)**

| <b>AIRPORT</b> | <b>2014</b> | <b>2015</b> | <b>2016</b> | <b>2017</b> | <b>2018</b> | <b>2019</b> | <b>2020</b> | <b>2021</b> | <b>2022</b> | <b>2023</b> |
|----------------|-------------|-------------|-------------|-------------|-------------|-------------|-------------|-------------|-------------|-------------|
| <b>ARUA</b>    | 1009        | 878         | 846         | 871         | 938         | 842         | 263         | 733         | 770         | 690         |
| <b>GULU</b>    | 0           | 0           | 0           | 0           | 1           | 0           | 0           | 0           | 4           | 1           |
| <b>KASESE</b>  | 0           | 0           | 0           | 0           | 0           | 2           | 0           | 0           | 0           | 0           |
| <b>PAKUBA</b>  | 0           | 0           | 0           | 0           | 0           | 0           | 0           | 0           | 0           | 0           |
| <b>KIDEPO</b>  | 0           | 0           | 0           | 2           | 15          | 4           | 0           | 12          | 22          | 6           |
| <b>MOROTO</b>  | 0           | 0           | 0           | 0           | 0           | 0           | 4           | 0           | 0           | 0           |
| <b>TORORO</b>  | 0           | 0           | 0           | 0           | 0           | 0           | 2           | 4           |             | 1           |
| <b>TOTAL</b>   | <b>1009</b> | <b>878</b>  | <b>846</b>  | <b>873</b>  | <b>954</b>  | <b>848</b>  | <b>269</b>  | <b>749</b>  | <b>796</b>  | <b>698</b>  |

**TABLE G.5: INTERNATIONAL PASSENGER TRAFFIC THROUGH ENTRY/EXIT POINTS (2010-2020)**

| <b>AIRPORT</b> | <b>2014</b> | <b>2015</b> | <b>2016</b> | <b>2017</b> | <b>2018</b> | <b>2019</b> | <b>2020</b> | <b>2021</b> | <b>2022</b> | <b>2023</b> |
|----------------|-------------|-------------|-------------|-------------|-------------|-------------|-------------|-------------|-------------|-------------|
| <b>ARUA</b>    | 2563        | 3532        | 4369        | 4383        | 4563        | 4405        | 1096        | 2393        | 2800        | 2169        |
| <b>GULU</b>    | 0           | 0           | 0           | 0           | 0           | 0           | 0           | 0           | 4           | 2           |
| <b>KASESE</b>  | 0           | 0           | 0           | 0           | 0           | 18          | 97          | 0           | 0           | 0           |
| <b>TORORO</b>  | 0           | 0           | 0           | 0           | 0           | 7           | 2           | 0           | 0           | 0           |
| <b>PAKUBA</b>  | 0           | 0           | 0           | 0           | 0           | 0           | 0           | 0           | 0           | 0           |
| <b>KIDEPO</b>  | 0           | 0           | 0           | 0           | 0           | 22          | 0           | 22          | 62          | 12          |
| <b>TOTAL</b>   | <b>2563</b> | <b>3532</b> | <b>4369</b> | <b>4383</b> | <b>4563</b> | <b>4445</b> | <b>1195</b> | <b>2415</b> | <b>2866</b> | <b>2183</b> |

**TABLE G.6: TRANSIT PASSENGER TRAFFIC THROUGH CAA  
MANAGED AERODROMES (2014- 2023)**

| <b>AIRPORT</b> | <b>2014</b> | <b>2015</b> | <b>2016</b> | <b>2017</b> | <b>2018</b> | <b>2019</b> | <b>2020</b> | <b>2021</b> | <b>2022</b> | <b>2023</b> |
|----------------|-------------|-------------|-------------|-------------|-------------|-------------|-------------|-------------|-------------|-------------|
| <b>ARUA</b>    | 1741        | 4544        | 1631        | 980         | 1232        | 1130        | 50          | 351         | 2080        | 1581        |
| <b>GULU</b>    | 354         | 756         | 402         | 221         | 434         | 268         | 107         | 136         | 306         | 336         |
| <b>KASESE</b>  | 573         | 874         | 1165        | 1315        | 2044        | 2143        | 407         | 1026        | 2140        | 2005        |
| <b>PAKUBA</b>  | 143         | 116         | 39          | 65          | 122         | 125         | 88          | 76          | 582         | 465         |
| <b>SOROTI</b>  | 0           | 0           | 499         | 189         | 141         | 0           | 83          | 0           | 0           | 0           |
| <b>MOROTO</b>  | 414         | 488         | 345         | 468         | 321         | 423         | 97          | 83          | 155         | 243         |
| <b>MBARARA</b> | 29          | 147         | 18          | 52          | 24          | 25          | 69          | 390         | 696         | 789         |
| <b>MASINDI</b> | 0           | 0           | 0           | 0           | 0           | 0           | 0           | 0           | 0           | 0           |
| <b>JINJA</b>   | 1           | 10          | 7           | 4           | 17          | 8           | 1           | 17          | 65          | 144         |
| <b>LIRA</b>    | 171         | 78          | 4           | 55          | 122         | 126         | 59          | 46          | 61          | 175         |
| <b>KISORO</b>  | 501         | 670         | 533         | 698         | 801         | 720         | 207         | 456         | 1338        | 1312        |
| <b>KIDEPO</b>  | 133         | 108         | 43          | 48          | 76          | 44          | 15          | 14          | 104         | 150         |
| <b>TORORO</b>  | 2           | 33          | 9           | 11          | 9           | 1           | 5           | 0           | 26          | 59          |
| <b>TOTAL</b>   | <b>4062</b> | <b>7824</b> | <b>4695</b> | <b>4106</b> | <b>5343</b> | <b>5013</b> | <b>1188</b> | <b>2595</b> | <b>7553</b> | <b>7259</b> |



# AIRCRAFT MOVEMENTS

**TABLE H.1: AIRCRAFT MOVEMENTS 2023**

|                                   | JAN         | FEB         | MAR         | APR         | MAY         | JUN         | JUL         | AUG         | SEP         | OCT         | NOV         | DEC         | TOTAL        |
|-----------------------------------|-------------|-------------|-------------|-------------|-------------|-------------|-------------|-------------|-------------|-------------|-------------|-------------|--------------|
| <b>A. INTERNATIONAL</b>           |             |             |             |             |             |             |             |             |             |             |             |             |              |
| <b>Scheduled</b>                  | 1694        | 1525        | 1334        | 1502        | 1668        | 1616        | 1723        | 1764        | 1650        | 1755        | 1700        | 1801        | 19732        |
| <b>Non-Scheduled</b>              | 461         | 472         | 549         | 460         | 560         | 592         | 726         | 537         | 551         | 502         | 537         | 567         | 6514         |
| <b>Total (A)</b>                  | 2155        | 1997        | 1883        | 1962        | 2228        | 2208        | 2449        | 2301        | 2201        | 2257        | 2237        | 2368        | 26246        |
| <b>B. DOMESTIC</b>                |             |             |             |             |             |             |             |             |             |             |             |             |              |
| <b>Scheduled</b>                  | 38          | 41          | 32          | 38          | 38          | 96          | 93          | 128         | 129         | 110         | 71          | 85          | 899          |
| <b>Non-Scheduled</b>              | 330         | 332         | 353         | 255         | 256         | 333         | 362         | 404         | 286         | 316         | 245         | 281         | 3753         |
| <b>Total (B)</b>                  | 368         | 373         | 385         | 293         | 294         | 429         | 455         | 532         | 415         | 426         | 316         | 366         | 4652         |
| <b>Total Commercial (C) = A+B</b> | 2523        | 2370        | 2268        | 2255        | 2522        | 2637        | 2907        | 2833        | 2616        | 2683        | 2553        | 2734        | 30901        |
| <b>Non-Commercial (D)</b>         | 454         | 392         | 414         | 309         | 566         | 976         | 549         | 509         | 627         | 682         | 651         | 453         | 6582         |
| <b>Grand Total (C+D)</b>          | <b>2977</b> | <b>2762</b> | <b>2682</b> | <b>2564</b> | <b>3088</b> | <b>3613</b> | <b>3456</b> | <b>3342</b> | <b>3243</b> | <b>3366</b> | <b>3204</b> | <b>3187</b> | <b>37484</b> |

**TABLE H.2: AIRCRAFT MOVEMENTS 2022**

|                                   | JAN  | FEB  | MAR  | APR  | MAY  | JUN  | JUL  | AUG  | SEP  | OCT  | NOV  | DEC  | TOTAL |
|-----------------------------------|------|------|------|------|------|------|------|------|------|------|------|------|-------|
| <b>A. INTERNATIONAL</b>           |      |      |      |      |      |      |      |      |      |      |      |      |       |
| <b>Scheduled</b>                  | 1452 | 1304 | 1436 | 1481 | 1544 | 1604 | 1635 | 1632 | 1585 | 1615 | 1471 | 1595 | 18354 |
| <b>Non-Scheduled</b>              | 547  | 465  | 557  | 439  | 434  | 532  | 479  | 518  | 500  | 505  | 528  | 518  | 6022  |
| <b>Total (A)</b>                  | 1999 | 1769 | 1993 | 1920 | 1978 | 2136 | 2114 | 2150 | 2085 | 2120 | 1999 | 2113 | 24376 |
| <b>B. DOMESTIC</b>                |      |      |      |      |      |      |      |      |      |      |      |      |       |
| <b>Scheduled</b>                  | 30   | 86   | 2    | 45   | 56   | 97   | 168  | 88   | 83   | 53   | 41   | 53   | 802   |
| <b>Non-Scheduled</b>              | 237  | 201  | 323  | 215  | 271  | 357  | 413  | 487  | 402  | 341  | 252  | 308  | 3807  |
| <b>Total (B)</b>                  | 267  | 287  | 325  | 260  | 327  | 454  | 581  | 575  | 485  | 394  | 293  | 361  | 4609  |
| <b>Total Commercial (C) = A+B</b> | 2266 | 2056 | 2318 | 2180 | 2305 | 2590 | 2695 | 2725 | 2570 | 2514 | 2292 | 2474 | 28985 |
| <b>Non-Commercial (D)</b>         | 339  | 455  | 586  | 498  | 483  | 518  | 536  | 591  | 624  | 489  | 396  | 415  | 5930  |
| <b>Grand Total (C+D)</b>          | 2605 | 2511 | 2904 | 2678 | 2788 | 3108 | 3231 | 3316 | 3194 | 3003 | 2688 | 2889 | 34915 |



**TABLE H.3: AIRCRAFT MOVEMENTS 2021**

|                                   | JAN  | FEB  | MAR  | APR  | MAY  | JUN  | JUL  | AUG  | SEP  | OCT  | NOV  | DEC  | TOTAL |
|-----------------------------------|------|------|------|------|------|------|------|------|------|------|------|------|-------|
| <b>A. INTERNATIONAL</b>           |      |      |      |      |      |      |      |      |      |      |      |      |       |
| Scheduled                         | 971  | 960  | 1095 | 1119 | 1151 | 1059 | 989  | 1012 | 1154 | 1333 | 1376 | 1316 | 13535 |
| Non-Scheduled                     | 297  | 352  | 386  | 405  | 428  | 459  | 413  | 513  | 516  | 487  | 448  | 622  | 5326  |
| Total (A)                         | 1268 | 1312 | 1481 | 1524 | 1579 | 1518 | 1402 | 1525 | 1670 | 1820 | 1824 | 1938 | 18861 |
| <b>B. DOMESTIC</b>                |      |      |      |      |      |      |      |      |      |      |      |      |       |
| Scheduled                         | 18   | 10   | 28   | 10   | 31   | 86   | 46   | 58   | 44   | 64   | 38   | 40   | 473   |
| Non-Scheduled                     | 114  | 116  | 182  | 203  | 165  | 149  | 173  | 230  | 238  | 200  | 218  | 211  | 2199  |
| Total (B)                         | 132  | 126  | 210  | 213  | 197  | 235  | 219  | 288  | 282  | 264  | 256  | 251  | 2673  |
| <b>Total Commercial (C) = A+B</b> | 1400 | 1438 | 1691 | 1737 | 1776 | 1753 | 1621 | 1813 | 1952 | 2084 | 2080 | 2189 | 21534 |
| <b>Non-Commercial (D)</b>         | 787  | 866  | 813  | 584  | 574  | 361  | 546  | 477  | 427  | 340  | 707  | 493  | 6975  |
| <b>Grand Total (C+D)</b>          | 2187 | 2304 | 2504 | 2321 | 2350 | 2114 | 2167 | 2290 | 2379 | 2424 | 2787 | 2682 | 28509 |

**TABLE H.4: AIRCRAFT MOVEMENTS 2020**

|                                   | JAN  | FEB  | MAR  | APR | MAY | JUN  | JUL  | AUG | SEP  | OCT  | NOV  | DEC  | TOTAL |
|-----------------------------------|------|------|------|-----|-----|------|------|-----|------|------|------|------|-------|
| <b>A. INTERNATIONAL</b>           |      |      |      |     |     |      |      |     |      |      |      |      |       |
| <b>Scheduled</b>                  | 2059 | 1854 | 1281 | 10  | 6   | 17   | 54   | 28  | 62   | 625  | 746  | 869  | 7611  |
| <b>Non-Scheduled</b>              | 548  | 524  | 417  | 225 | 333 | 422  | 423  | 463 | 498  | 399  | 416  | 478  | 5146  |
| <b>Total (A)</b>                  | 2607 | 2378 | 1698 | 235 | 339 | 439  | 477  | 491 | 560  | 1024 | 1162 | 1347 | 12757 |
| <b>B. DOMESTIC</b>                |      |      |      |     |     |      |      |     |      |      |      |      |       |
| <b>Scheduled</b>                  | 130  | 134  | 48   | 0   | 0   | 0    | 0    | 0   | 0    | 0    | 0    | 6    | 318   |
| <b>Non-Scheduled</b>              | 299  | 292  | 165  | 6   | 15  | 60   | 28   | 38  | 45   | 94   | 133  | 169  | 1344  |
| <b>Total (B)</b>                  | 429  | 426  | 213  | 6   | 15  | 60   | 28   | 28  | 45   | 94   | 133  | 175  | 1652  |
| <b>Total Commercial (C) = A+B</b> | 3036 | 2804 | 1911 | 241 | 354 | 499  | 505  | 529 | 605  | 1118 | 1295 | 1522 | 14419 |
| <b>Non-Commercial (D)</b>         | 666  | 671  | 610  | 226 | 392 | 522  | 511  | 451 | 483  | 577  | 518  | 647  | 6274  |
| <b>Grand Total (C+D)</b>          | 3702 | 3475 | 2521 | 467 | 746 | 1021 | 1016 | 980 | 1088 | 1695 | 1813 | 2169 | 20693 |

**TABLE H.5: AIRCRAFT MOVEMENTS 2019**

|                                       | JAN         | FEB         | MAR         | APR         | MAY         | JUN         | JUL         | AUG         | SEP         | OCT         | NOV         | DEC         | TOTAL        |
|---------------------------------------|-------------|-------------|-------------|-------------|-------------|-------------|-------------|-------------|-------------|-------------|-------------|-------------|--------------|
| <b>A. INTERNATIONAL</b>               |             |             |             |             |             |             |             |             |             |             |             |             |              |
| <b>Scheduled</b>                      | 1785        | 1586        | 1746        | 1625        | 1693        | 1678        | 1755        | 1790        | 1898        | 1944        | 1958        | 2085        | 21543        |
| <b>Non-Scheduled</b>                  | 542         | 465         | 461         | 490         | 457         | 503         | 609         | 521         | 496         | 500         | 530         | 543         | 6117         |
| <b>Total (A)</b>                      | 2327        | 2051        | 2207        | 2115        | 2150        | 2181        | 2364        | 2311        | 2394        | 2444        | 2488        | 2628        | 27660        |
| <b>B. DOMESTIC</b>                    |             |             |             |             |             |             |             |             |             |             |             |             | 0            |
| <b>Scheduled</b>                      | 114         | 166         | 134         | 78          | 88          | 141         | 176         | 133         | 159         | 134         | 152         | 98          | 1573         |
| <b>Non-Scheduled</b>                  | 328         | 254         | 250         | 276         | 263         | 337         | 352         | 374         | 300         | 320         | 246         | 265         | 3565         |
| <b>Total (B)</b>                      | 442         | 420         | 384         | 354         | 351         | 478         | 528         | 507         | 459         | 454         | 398         | 363         | 5138         |
| <b>Total Commercial (C)<br/>= A+B</b> | 2769        | 2471        | 2591        | 2469        | 2501        | 2659        | 2892        | 2944        | 2769        | 2898        | 2886        | 2991        | 32840        |
| <b>Non-Commercial (D)</b>             | 668         | 688         | 620         | 806         | 912         | 627         | 800         | 693         | 699         | 646         | 747         | 739         | 8645         |
| <b>Grand Total (C+D)</b>              | <b>3437</b> | <b>3159</b> | <b>3211</b> | <b>3275</b> | <b>3413</b> | <b>3286</b> | <b>3692</b> | <b>3637</b> | <b>3468</b> | <b>3544</b> | <b>3633</b> | <b>3730</b> | <b>41485</b> |

**TABLE H.6: AIRCRAFT MOVEMENTS 2018**

|                                   | JAN         | FEB         | MAR         | APR         | MAY         | JUN         | JUL         | AUG         | SEP         | OCT         | NOV         | DEC         | TOTAL        |
|-----------------------------------|-------------|-------------|-------------|-------------|-------------|-------------|-------------|-------------|-------------|-------------|-------------|-------------|--------------|
| <b>A. INTERNATIONAL</b>           |             |             |             |             |             |             |             |             |             |             |             |             |              |
| <b>Scheduled</b>                  | 1550        | 1461        | 1661        | 1662        | 1722        | 1681        | 1929        | 1883        | 1856        | 1873        | 1815        | 1904        | 20997        |
| <b>Non-Scheduled</b>              | 527         | 498         | 521         | 490         | 439         | 486         | 540         | 539         | 460         | 539         | 515         | 517         | 6071         |
| <b>Total (A)</b>                  | 2077        | 1959        | 2182        | 2152        | 2161        | 2167        | 2469        | 2422        | 2316        | 2412        | 2330        | 2421        | 27068        |
| <b>B. DOMESTIC</b>                |             |             |             |             |             |             |             |             |             |             |             |             |              |
| <b>Scheduled</b>                  | 60          | 46          | 44          | 72          | 87          | 52          | 56          | 50          | 56          | 45          | 100         | 112         | 780          |
| <b>Non-Scheduled</b>              | 352         | 362         | 368         | 247         | 328         | 382         | 489         | 472         | 397         | 499         | 310         | 329         | 4535         |
| <b>Total (B)</b>                  | 412         | 408         | 412         | 319         | 415         | 434         | 545         | 522         | 453         | 544         | 410         | 441         | 5315         |
| <b>Total Commercial (C) = A+B</b> | 2489        | 2367        | 2594        | 2471        | 2576        | 2601        | 3014        | 2944        | 2769        | 2956        | 2740        | 2862        | 32383        |
| <b>Non-Commercial (D)</b>         | 630         | 831         | 789         | 588         | 912         | 573         | 735         | 869         | 627         | 646         | 655         | 512         | 8367         |
| <b>Grand Total (C+D)</b>          | <b>3119</b> | <b>3198</b> | <b>3383</b> | <b>3059</b> | <b>3488</b> | <b>3174</b> | <b>3749</b> | <b>3813</b> | <b>3396</b> | <b>3602</b> | <b>3395</b> | <b>3374</b> | <b>40750</b> |

**TABLE H.7: AIRCRAFT MOVEMENTS 2017**

|                                   | JAN         | FEB         | MAR         | APR         | MAY         | JUN         | JUL         | AUG         | SEP         | OCT         | NOV         | DEC         | TOTAL        |
|-----------------------------------|-------------|-------------|-------------|-------------|-------------|-------------|-------------|-------------|-------------|-------------|-------------|-------------|--------------|
| <b>A. INTERNATIONAL</b>           |             |             |             |             |             |             |             |             |             |             |             |             |              |
| <b>Scheduled</b>                  | 1575        | 1425        | 1555        | 1471        | 1534        | 1504        | 1550        | 1523        | 1492        | 1519        | 1443        | 1524        | 18115        |
| <b>Non-Scheduled</b>              | 615         | 520         | 612         | 637         | 628         | 589         | 601         | 576         | 517         | 574         | 566         | 604         | 7039         |
| <b>Total (A)</b>                  | 2190        | 1945        | 2167        | 2108        | 2162        | 2093        | 2151        | 2099        | 2009        | 2093        | 2009        | 2128        | 25154        |
| <b>B. DOMESTIC</b>                |             |             |             |             |             |             |             |             |             |             |             |             |              |
| <b>Scheduled</b>                  | 70          | 82          | 70          | 49          | 74          | 79          | 70          | 76          | 76          | 70          | 40          | 50          | 806          |
| <b>Non-Scheduled</b>              | 211         | 265         | 238         | 238         | 260         | 339         | 345         | 318         | 273         | 323         | 257         | 296         | 3363         |
| <b>Total (B)</b>                  | 281         | 347         | 308         | 287         | 334         | 418         | 415         | 394         | 349         | 393         | 297         | 346         | 4169         |
| <b>Total Commercial (C) = A+B</b> | 2471        | 2292        | 2475        | 2395        | 2496        | 2511        | 2566        | 2493        | 2358        | 2486        | 2306        | 2474        | 29323        |
| <b>Non-Commercial (D)</b>         | 1121        | 989         | 1213        | 1042        | 1091        | 1159        | 1102        | 1052        | 876         | 957         | 875         | 843         | 12320        |
| <b>Grand Total (C+D)</b>          | <b>3592</b> | <b>3281</b> | <b>3688</b> | <b>3437</b> | <b>3587</b> | <b>3670</b> | <b>3668</b> | <b>3545</b> | <b>3234</b> | <b>3443</b> | <b>3181</b> | <b>3317</b> | <b>41643</b> |

**TABLE H.8: AIRCRAFT MOVEMENTS 2016**

|                            | JAN  | FEB  | MAR  | APR  | MAY  | JUN  | JUL  | AUG  | SEP  | OCT  | NOV  | DEC  | TOTAL |
|----------------------------|------|------|------|------|------|------|------|------|------|------|------|------|-------|
| <b>A. INTERNATIONAL</b>    |      |      |      |      |      |      |      |      |      |      |      |      |       |
| Scheduled                  | 1498 | 1344 | 1463 | 1454 | 1505 | 1461 | 1496 | 1492 | 1447 | 1515 | 1505 | 1540 | 17720 |
| Non-Scheduled              | 574  | 582  | 661  | 592  | 602  | 537  | 700  | 679  | 578  | 567  | 592  | 639  | 7303  |
| Total (A)                  | 2072 | 1926 | 2124 | 2046 | 2107 | 1998 | 2196 | 2171 | 2025 | 2082 | 2097 | 2179 | 25023 |
| <b>B. DOMESTIC</b>         |      |      |      |      |      |      |      |      |      |      |      |      |       |
| Scheduled                  | 78   | 60   | 48   | 46   | 71   | 68   | 137  | 89   | 98   | 76   | 66   | 56   | 893   |
| Non-Scheduled              | 209  | 170  | 192  | 203  | 176  | 237  | 183  | 252  | 228  | 202  | 215  | 164  | 2431  |
| Total (B)                  | 287  | 230  | 240  | 249  | 247  | 305  | 320  | 341  | 326  | 278  | 281  | 220  | 3324  |
| Total Commercial (C) = A+B | 2359 | 2156 | 2364 | 2295 | 2354 | 2303 | 2516 | 2512 | 2351 | 2360 | 2378 | 2399 | 28347 |
| Non-Commercial (D)         | 986  | 973  | 1008 | 942  | 1086 | 1105 | 1273 | 1314 | 1334 | 1182 | 1372 | 1177 | 13752 |
| Grand Total (C+D)          | 3345 | 3129 | 3372 | 3237 | 3440 | 3408 | 3789 | 3826 | 3685 | 3542 | 3750 | 3576 | 42099 |

**TABLE H.9: AIRCRAFT MOVEMENTS 2015**

|                                   | JAN  | FEB  | MAR  | APR  | MAY  | JUN  | JUL  | AUG  | SEP  | OCT  | NOV  | DEC  | TOTAL |
|-----------------------------------|------|------|------|------|------|------|------|------|------|------|------|------|-------|
| <b>A. INTERNATIONAL</b>           |      |      |      |      |      |      |      |      |      |      |      |      |       |
| <b>Scheduled</b>                  | 1373 | 1323 | 1481 | 1419 | 1513 | 1509 | 1617 | 1595 | 1496 | 1511 | 1490 | 1541 | 17868 |
| <b>Non-Scheduled</b>              | 522  | 487  | 525  | 482  | 476  | 595  | 592  | 533  | 558  | 582  | 629  | 620  | 6601  |
| <b>Total (A)</b>                  | 1895 | 1810 | 2006 | 1901 | 1989 | 2104 | 2209 | 2128 | 2054 | 2093 | 2119 | 2161 | 24469 |
| <b>B. DOMESTIC</b>                |      |      |      |      |      |      |      |      |      |      |      |      |       |
| <b>Scheduled</b>                  | 118  | 111  | 90   | 71   | 73   | 93   | 114  | 120  | 84   | 69   | 83   | 73   | 1099  |
| <b>Non-Scheduled</b>              | 189  | 147  | 150  | 147  | 113  | 140  | 164  | 185  | 183  | 240  | 238  | 186  | 2082  |
| <b>Total (B)</b>                  | 307  | 258  | 240  | 218  | 186  | 233  | 278  | 305  | 267  | 309  | 321  | 259  | 3181  |
| <b>Total Commercial (C) = A+B</b> | 2202 | 2068 | 2246 | 2119 | 2175 | 2337 | 2487 | 2433 | 2321 | 2402 | 2440 | 2420 | 27650 |
| <b>Non-Commercial (D)</b>         | 1084 | 1154 | 1219 | 999  | 1117 | 1132 | 1176 | 1200 | 1001 | 1100 | 933  | 1109 | 13224 |
| <b>Grand Total (C+D)</b>          | 3286 | 3222 | 3465 | 3118 | 3292 | 3469 | 3663 | 3633 | 3322 | 3502 | 3373 | 3529 | 40874 |

**TABLE H.10: AIRCRAFT MOVEMENTS 2014**

|                                   | JAN  | FEB  | MAR  | APR  | MAY  | JUN  | JUL  | AUG  | SEP  | OCT  | NOV  | DEC  | TOTAL |
|-----------------------------------|------|------|------|------|------|------|------|------|------|------|------|------|-------|
| <b>A. INTERNATIONAL</b>           |      |      |      |      |      |      |      |      |      |      |      |      |       |
| <b>Scheduled</b>                  | 1571 | 1441 | 1572 | 1594 | 1668 | 1441 | 1115 | 1212 | 1184 | 1353 | 1297 | 1348 | 16796 |
| <b>Non-Scheduled</b>              | 540  | 480  | 506  | 427  | 488  | 455  | 499  | 481  | 489  | 609  | 499  | 474  | 5947  |
| <b>Total (A)</b>                  | 2111 | 1921 | 2078 | 2021 | 2156 | 1896 | 1614 | 1693 | 1673 | 1962 | 1796 | 1822 | 22743 |
| <b>B. DOMESTIC</b>                |      |      |      |      |      |      |      |      |      |      |      |      |       |
| <b>Scheduled</b>                  | 141  | 124  | 109  | 130  | 129  | 117  | 163  | 185  | 160  | 104  | 105  | 127  | 1594  |
| <b>Non-Scheduled</b>              | 321  | 293  | 281  | 209  | 188  | 221  | 211  | 201  | 156  | 154  | 148  | 166  | 2549  |
| <b>Total (B)</b>                  | 462  | 417  | 390  | 339  | 317  | 338  | 374  | 386  | 316  | 258  | 253  | 293  | 4143  |
| <b>Total Commercial (C) = A+B</b> | 2573 | 2338 | 2468 | 2360 | 2473 | 2234 | 1988 | 2079 | 1989 | 2220 | 2049 | 2115 | 26886 |
| <b>Non-Commercial (D)</b>         | 1137 | 1094 | 1112 | 1226 | 1127 | 1303 | 1244 | 1300 | 1277 | 1249 | 1259 | 1067 | 14395 |
| <b>Grand Total (C+D)</b>          | 3710 | 3432 | 3580 | 3586 | 3600 | 3537 | 3232 | 3379 | 3266 | 3469 | 3308 | 3182 | 41281 |



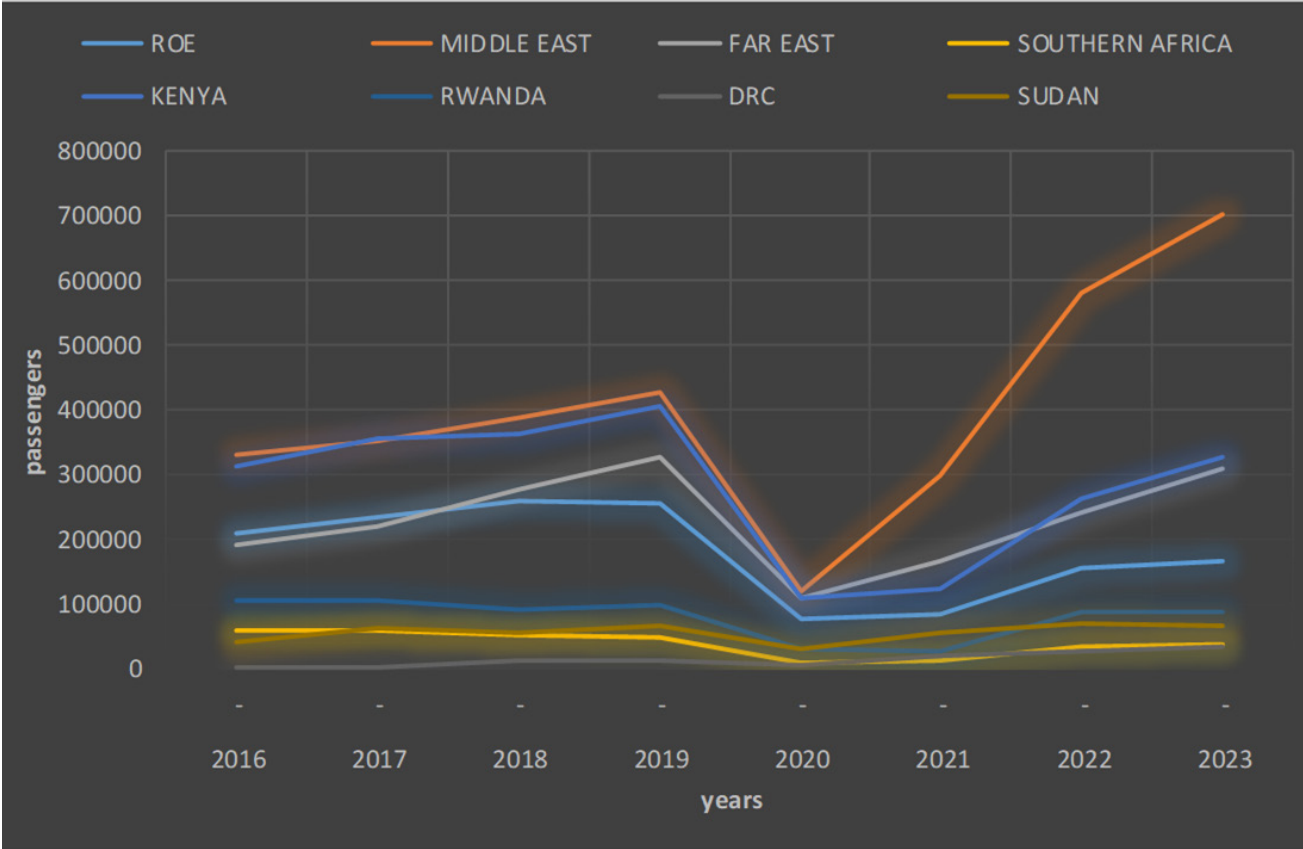


# EXPORTS BY TYPE

**TABLE I.0: EXPORTS BY TYPE (TONNES) THROUGH ENTEBBE INTERNATIONAL AIRPORT 2009-2023**

| <b>YEAR</b> | <b>FISH</b> | <b>FLOWERS</b> | <b>FRESH PRODUCE</b> | <b>OTHERS</b> | <b>TOTAL</b> |
|-------------|-------------|----------------|----------------------|---------------|--------------|
| <b>2009</b> | 12,521      | 6,533          | 5,134                | 8,538         | 32,726       |
| <b>2010</b> | 10,357      | 5,304          | 4,933                | 6,216         | 27,752       |
| <b>2011</b> | 11,786      | 6,497          | 5,540                | 3,588         | 28,025       |
| <b>2012</b> | 14,882      | 6,723          | 7,900                | 4,315         | 33,821       |
| <b>2013</b> | 15,469      | 8,712          | 7,541                | 2,410         | 34,132       |
| <b>2014</b> | 12,572      | 9,575          | 8,596                | 2,908         | 33,651       |
| <b>2015</b> | 12,841      | 8,451          | 10,278               | 2,726         | 34,297       |
| <b>2016</b> | 13,287      | 7,469          | 13,644               | 4,591         | 38,990       |
| <b>2017</b> | 12,626      | 7,902          | 14,725               | 2,568         | 37,822       |
| <b>2018</b> | 14,604      | 8,371          | 15,653               | 8,020         | 46,648       |
| <b>2019</b> | 15,037      | 8,346          | 18,069               | 3,415         | 44,867       |
| <b>2020</b> | 7,547       | 7,442          | 14,401               | 3,181         | 32,571       |
| <b>2021</b> | 5,578       | 10,132         | 14,747               | 9,364         | 39,822       |
| <b>2022</b> | 12,113      | 11,404         | 14,518               | 3,122         | 41,157       |
| <b>2023</b> | 11,029      | 6,179          | 20,198               | 3,505         | 40,911       |

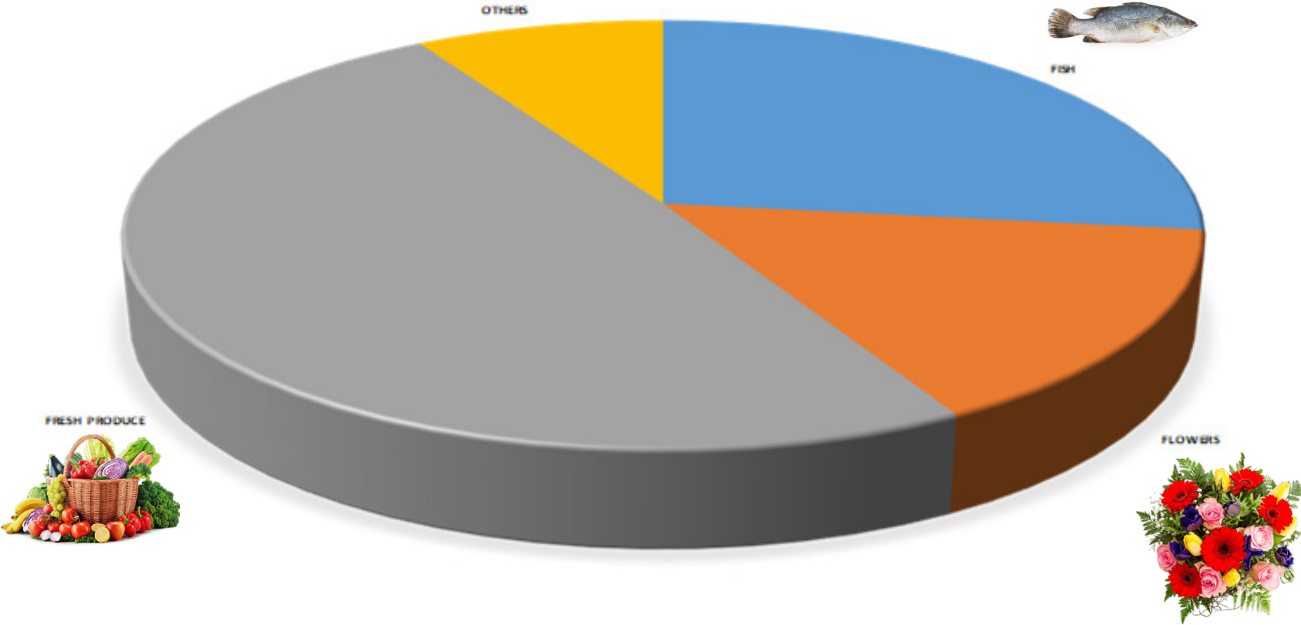
**FIGURE I.0: EXPORTS BY TYPE (TONNES) THROUGH ENTEBBE INTERNATIONAL AIRPORT 2014-2023**



**TABLE I.1: EXPORTS BY TYPE (TONNES) THROUGH ENTEBBE INTERNATIONAL AIRPORT 2023**

| MONTH        | FISH          | FLOWERS     | FRESH PRODUCE | OTHERS      | TOTAL        |
|--------------|---------------|-------------|---------------|-------------|--------------|
| JANUARY      | 917           | 573         | 1,559         | 389         | 3,438        |
| FEBRUARY     | 844           | 665         | 1,398         | 295         | 3,201        |
| MARCH        | 1,036         | 503         | 1,643         | 160         | 3,341        |
| APRIL        | 1,019         | 443         | 1,665         | 168         | 3,294        |
| MAY          | 1,056         | 497         | 1,699         | 108         | 3,360        |
| JUNE         | 951           | 564         | 1,633         | 144         | 3,292        |
| JULY         | 903           | 556         | 1,698         | 169         | 3,326        |
| AUGUST       | 790           | 531         | 1,830         | 418         | 3,569        |
| SEPTEMBER    | 894           | 442         | 1,655         | 322         | 3,313        |
| OCTOBER      | 857           | 502         | 1,918         | 531         | 3,808        |
| NOVEMBER     | 981           | 455         | 1,774         | 174         | 3,384        |
| DECEMBER     | 782           | 449         | 1,726         | 628         | 3,584        |
| <b>TOTAL</b> | <b>11,029</b> | <b>6179</b> | <b>20198</b>  | <b>3505</b> | <b>40911</b> |

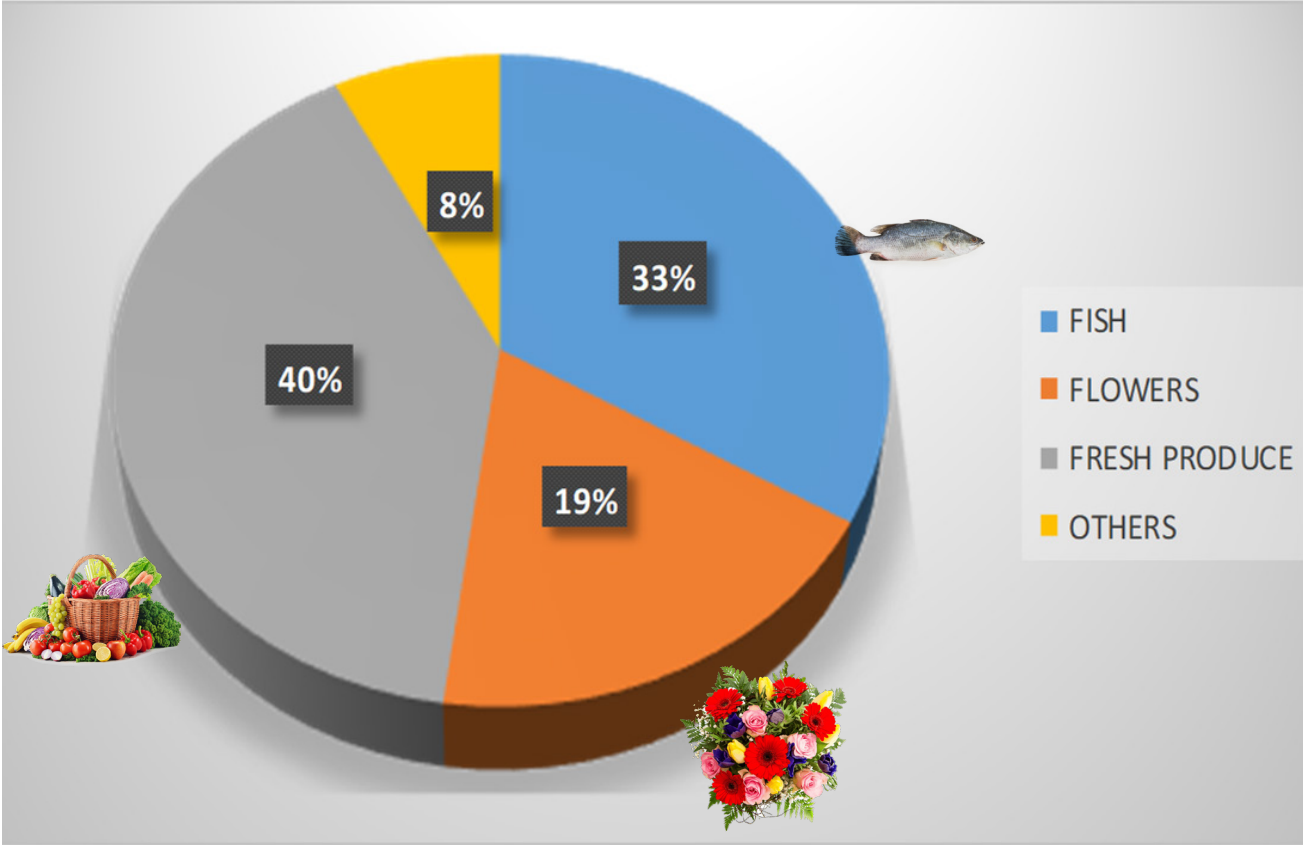
**FIGURE I.1: EXPORTS BY TYPE (TONNES) THROUGH ENTEBBE INTERNATIONAL AIRPORT 2023**



**TABLE I.1: EXPORTS BY TYPE (TONNES) THROUGH ENTEBBE INTERNATIONAL AIRPORT 2019**

|              | FISH          | FLOWERS     | FRESH PRODUCE | OTHERS      | TOTAL        |
|--------------|---------------|-------------|---------------|-------------|--------------|
| JANUARY      | 1,557         | 715         | 1656          | 150         | 4078         |
| FEBRUARY     | 1,355         | 634         | 1390          | 171         | 3550         |
| MARCH        | 1,634         | 586         | 1601          | 216         | 4037         |
| APRIL        | 1,312         | 586         | 1520          | 319         | 3737         |
| MAY          | 1,599         | 701         | 1669          | 241         | 4210         |
| JUNE         | 1,369         | 769         | 1446          | 300         | 3884         |
| JULY         | 1,188         | 671         | 1756          | 319         | 3934         |
| AUGUST       | 1,244         | 788         | 1644          | 186         | 3862         |
| SEPTEMBER    | 1,189         | 819         | 1527          | 188         | 3723         |
| OCTOBER      | 981           | 689         | 1369          | 604         | 3643         |
| NOVEMBER     | 813           | 662         | 1123          | 450         | 3048         |
| DECEMBER     | 796           | 726         | 1368          | 271         | 3161         |
| <b>TOTAL</b> | <b>15,037</b> | <b>8346</b> | <b>18069</b>  | <b>3415</b> | <b>44867</b> |

**FIGURE I.1: EXPORTS BY TYPE (TONNES) THROUGH ENTEBBE INTERNATIONAL AIRPORT 2018**

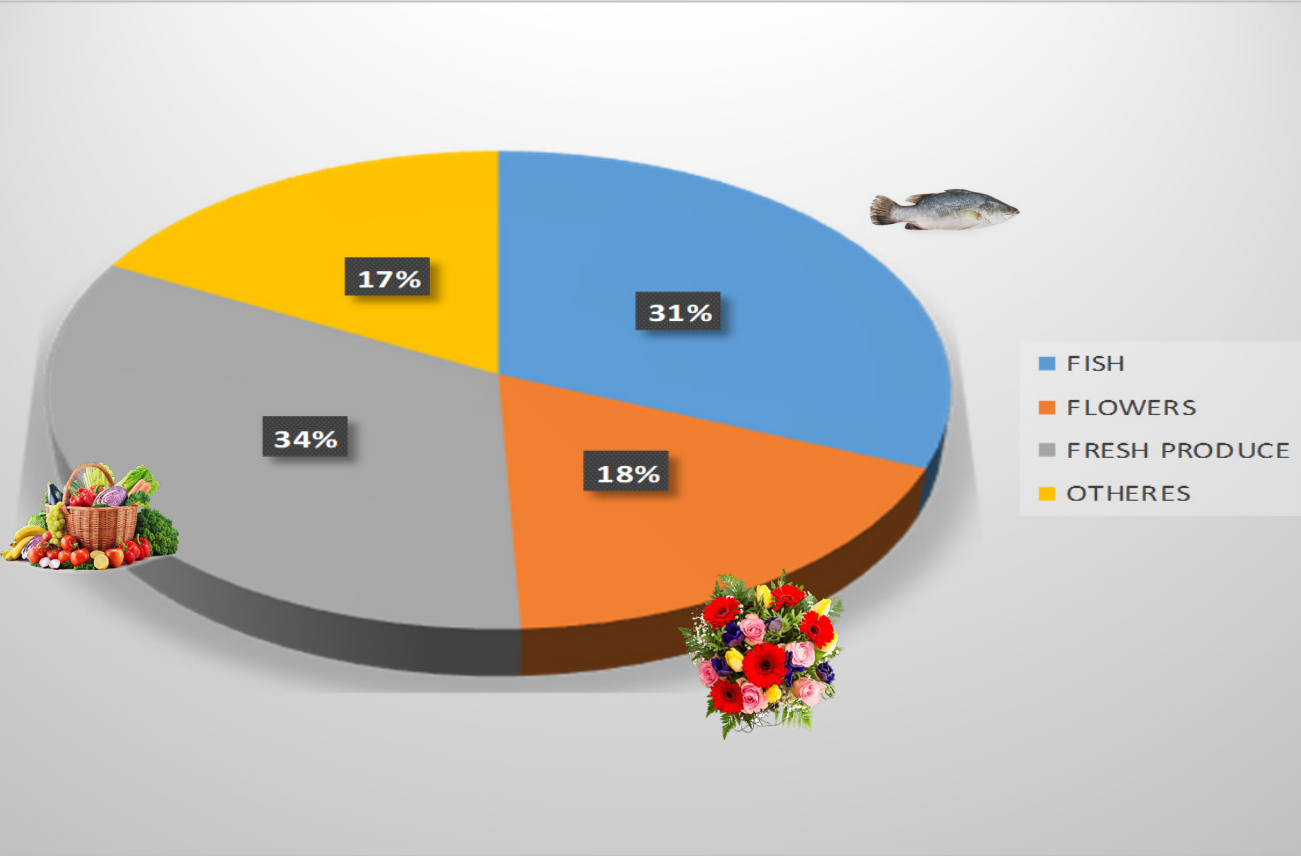


**TABLE I.1: EXPORTS BY TYPE (TONNES) THROUGH ENTEBBE INTERNATIONAL AIRPORT 2018**

|              | FISH          | FLOWERS      | FRESH PRODUCE | OTHERES      | TOTAL         |
|--------------|---------------|--------------|---------------|--------------|---------------|
| JANUARY      | 1,092         | 555          | 1284          | 1034         | 3966          |
| FEBRUARY     | 1,146         | 711          | 1132          | 1404         | 4394          |
| MARCH        | 1,304         | 656          | 1385          | 983          | 4328          |
| APRIL        | 1,143         | 538          | 1635          | 850          | 4167          |
| MAY          | 1,239         | 645          | 1703          | 859          | 4445          |
| JUNE         | 1,108         | 1321         | 1491          | 293          | 4213          |
| JULY         | 1,145         | 944          | 1437          | 639          | 4165          |
| AUGUST       | 1,138         | 695          | 1359          | 241          | 3433          |
| SEPTEMBER    | 1,257         | 628          | 1413          | 188          | 3486          |
| OCTOBER      | 1,342         | 624          | 1584          | 497          | 4047          |
| NOVEMBER     | 1,390         | 514          | 1525          | 655          | 4085          |
| DECEMBER     | 1,300         | 560          | 1582          | 376          | 3818          |
| <b>TOTAL</b> | <b>14,604</b> | <b>8,371</b> | <b>15,653</b> | <b>8,020</b> | <b>46,648</b> |



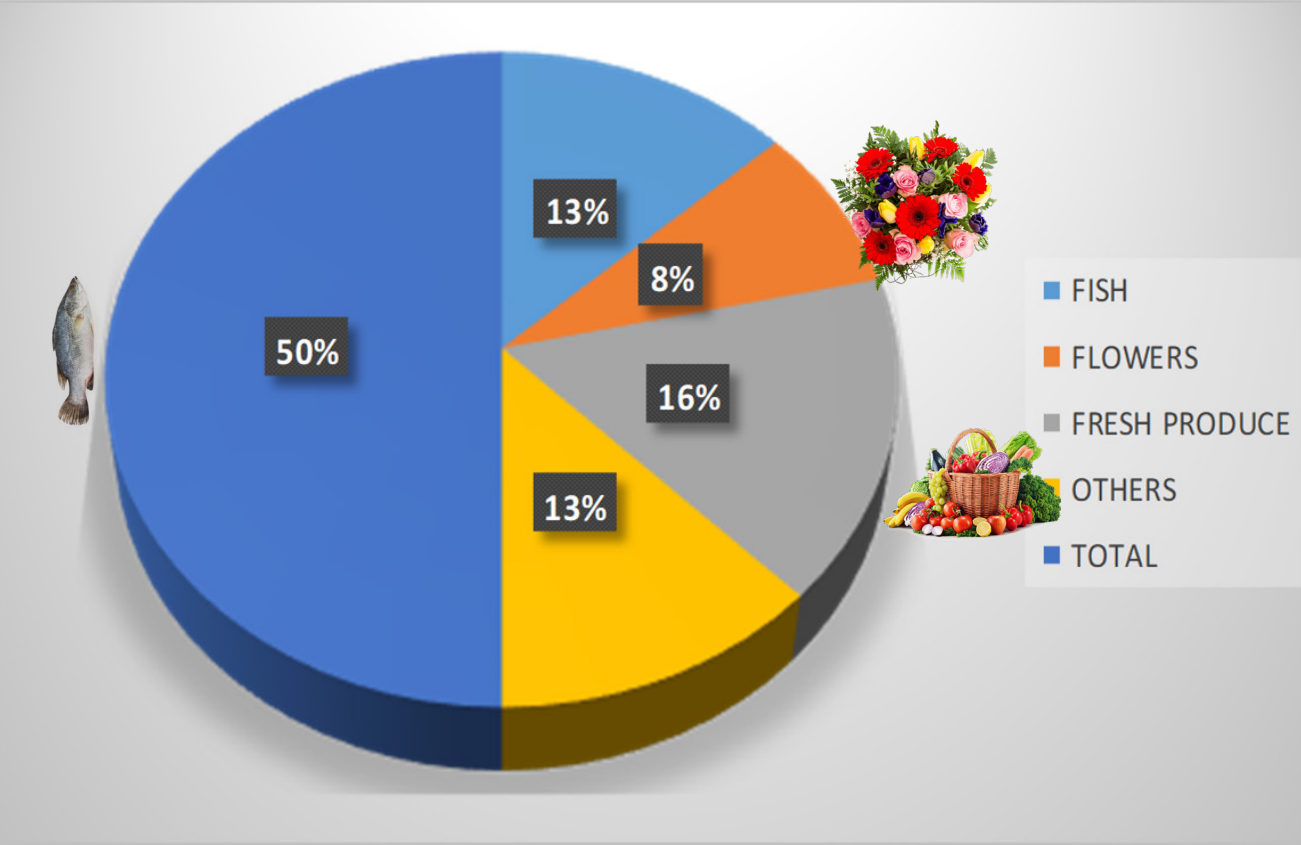
**FIGURE I.1: EXPORTS BY TYPE (TONNES) THROUGH ENTEBBE INTERNATIONAL AIRPORT 2018**



**TABLE I.1: EXPORTS BY TYPE (TONNES) THROUGH ENTEBBE INTERNATIONAL AIRPORT 2017**

|              | FISH          | FLOWERS      | FRESH PRODUCE | OTHERS        | TOTAL         |
|--------------|---------------|--------------|---------------|---------------|---------------|
| JAN          | 1,129         | 679          | 1123          | 262           | 3193          |
| FEB          | 1,006         | 678          | 972           | 1557          | 4214          |
| MAR          | 1,166         | 670          | 1185          | 1033          | 4054          |
| APR          | 1,187         | 565          | 1379          | 1436          | 4567          |
| MAY          | 1,022         | 690          | 1414          | 239           | 3364          |
| JUN          | 1,007         | 677          | 1288          | 2111          | 5083          |
| JUL          | 1,003         | 647          | 1187          | 2057          | 4894          |
| AUG          | 1,030         | 1092         | 1280          | 1103          | 4504          |
| SEP          | 1,011         | 561          | 1309          | 1256          | 4137          |
| OCT          | 1,086         | 599          | 1394          | 64            | 3143          |
| NOV          | 1,014         | 517          | 1425          | 610           | 3566          |
| DEC          | 947           | 545          | 1392          | 109           | 2993          |
| <b>TOTAL</b> | <b>12,608</b> | <b>7,920</b> | <b>15,347</b> | <b>11,837</b> | <b>47,712</b> |

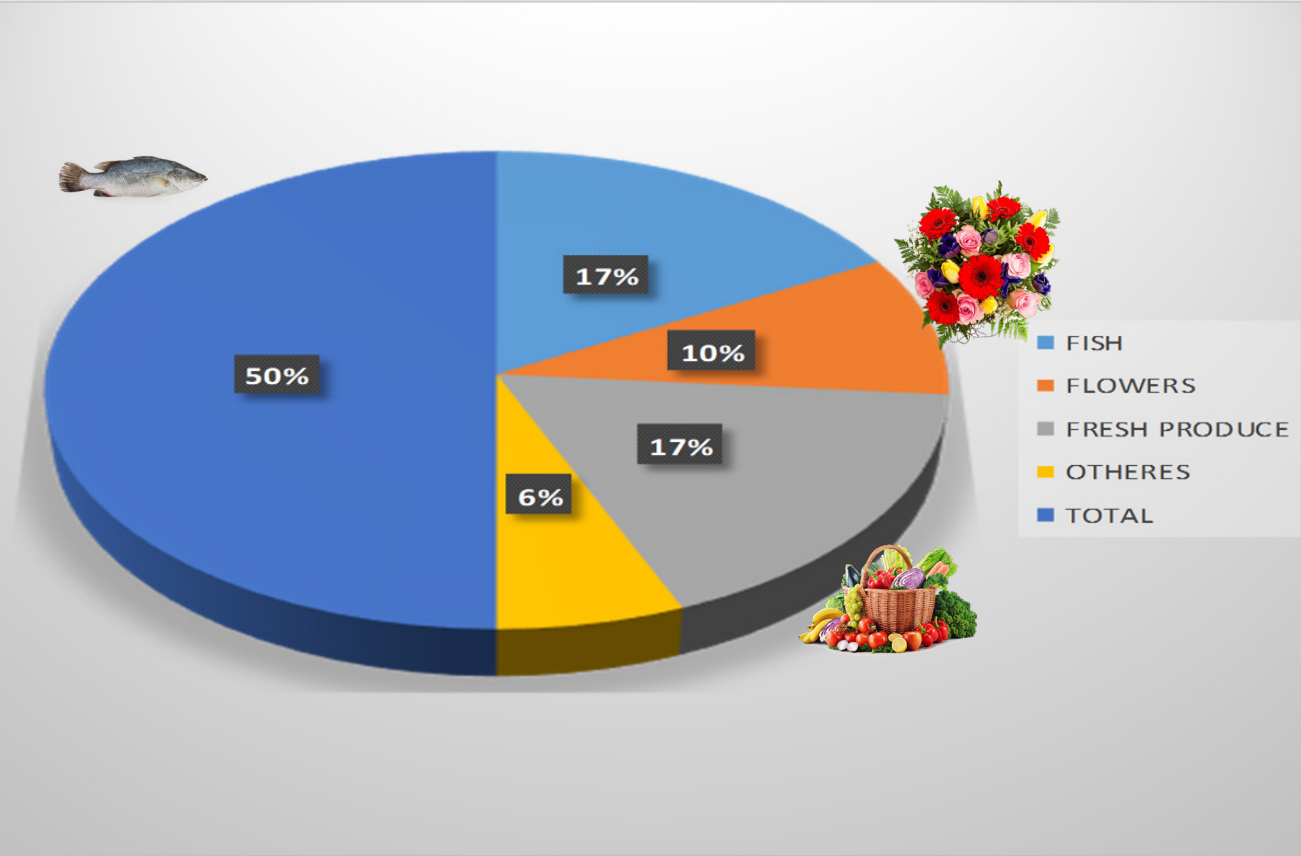
**TABLE I.1: EXPORTS BY TYPE (TONNES) THROUGH ENTEBBE INTERNATIONAL AIRPORT 2017**



**TABLE I.1: EXPORTS BY TYPE (TONNES) THROUGH ENTEBBE INTERNATIONAL AIRPORT 2016**

|       | FISH   | FLOWERS | FRESH PRODUCE | OTHERS | TOTAL  |
|-------|--------|---------|---------------|--------|--------|
| JAN   | 1,125  | 560     | 930           | 481    | 3096   |
| FEB   | 1,038  | 658     | 968           | 369    | 3033   |
| MAR   | 1,199  | 505     | 1008          | 26     | 2738   |
| APR   | 1,034  | 468     | 1168          | 482    | 3151   |
| MAY   | 1,113  | 721     | 1074          | 187    | 3095   |
| JUN   | 1,302  | 693     | 1034          | 65     | 3094   |
| JUL   | 944    | 790     | 901           | 78     | 2713   |
| AUG   | 998    | 696     | 1079          | 15     | 2788   |
| SEP   | 1,012  | 553     | 1526          | 825    | 3916   |
| OCT   | 1,167  | 623     | 1282          | 511    | 3583   |
| NOV   | 1,240  | 621     | 1253          | 769    | 3883   |
| DEC   | 1,114  | 582     | 1319          | 1269   | 4284   |
| TOTAL | 13,287 | 7,469   | 13,644        | 4,977  | 39,376 |

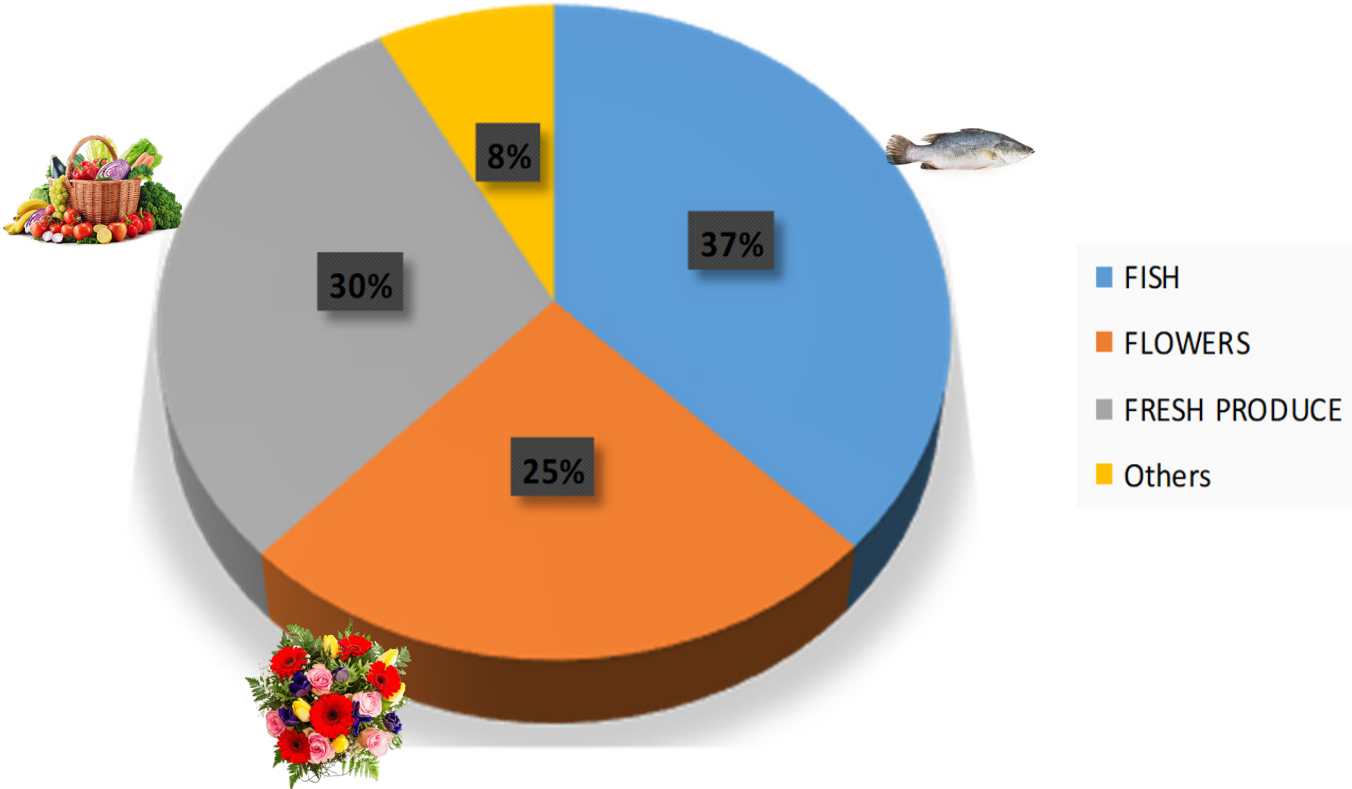
**TABLE I.1: EXPORTS BY TYPE (TONNES) THROUGH ENTEBBE INTERNATIONAL AIRPORT 2016**



**TABLE I.1: EXPORTS BY TYPE (TONNES) THROUGH ENTEBBE INTERNATIONAL AIRPORT 2015**

| Months       | FISH          | FLOWERS      | FRESH PRODUCE | Others       | Total         |
|--------------|---------------|--------------|---------------|--------------|---------------|
| JAN          | 1,161         | 634          | 808           | 207          | 2,811         |
| FEB          | 913           | 924          | 644           | 159          | 2,639         |
| MAR          | 1167          | 729          | 712           | 86           | 2,694         |
| APR          | 1,068         | 703          | 758           | 175          | 2,704         |
| MAY          | 1,103         | 1042         | 1193          | 34           | 3,372         |
| JUN          | 971           | 891          | 924           | 107          | 2,893         |
| JUL          | 1,046         | 751          | 851           | 145          | 2,793         |
| AUG          | 950           | 702          | 752           | 467          | 2,871         |
| SEP          | 1,200         | 591          | 766           | 421          | 2,978         |
| OCT          | 1,152         | 496          | 763           | 212          | 2,623         |
| NOV          | 1,169         | 530          | 916           | 97           | 2,711         |
| DEC          | 941           | 458          | 891           | 791          | 3,082         |
| <b>Total</b> | <b>12,841</b> | <b>8,451</b> | <b>10,278</b> | <b>2,726</b> | <b>34,297</b> |

**FIG. I.1: EXPORTS BY TYPE THROUGH ENTEBBE INTERNATIONAL AIRPORT 2015**

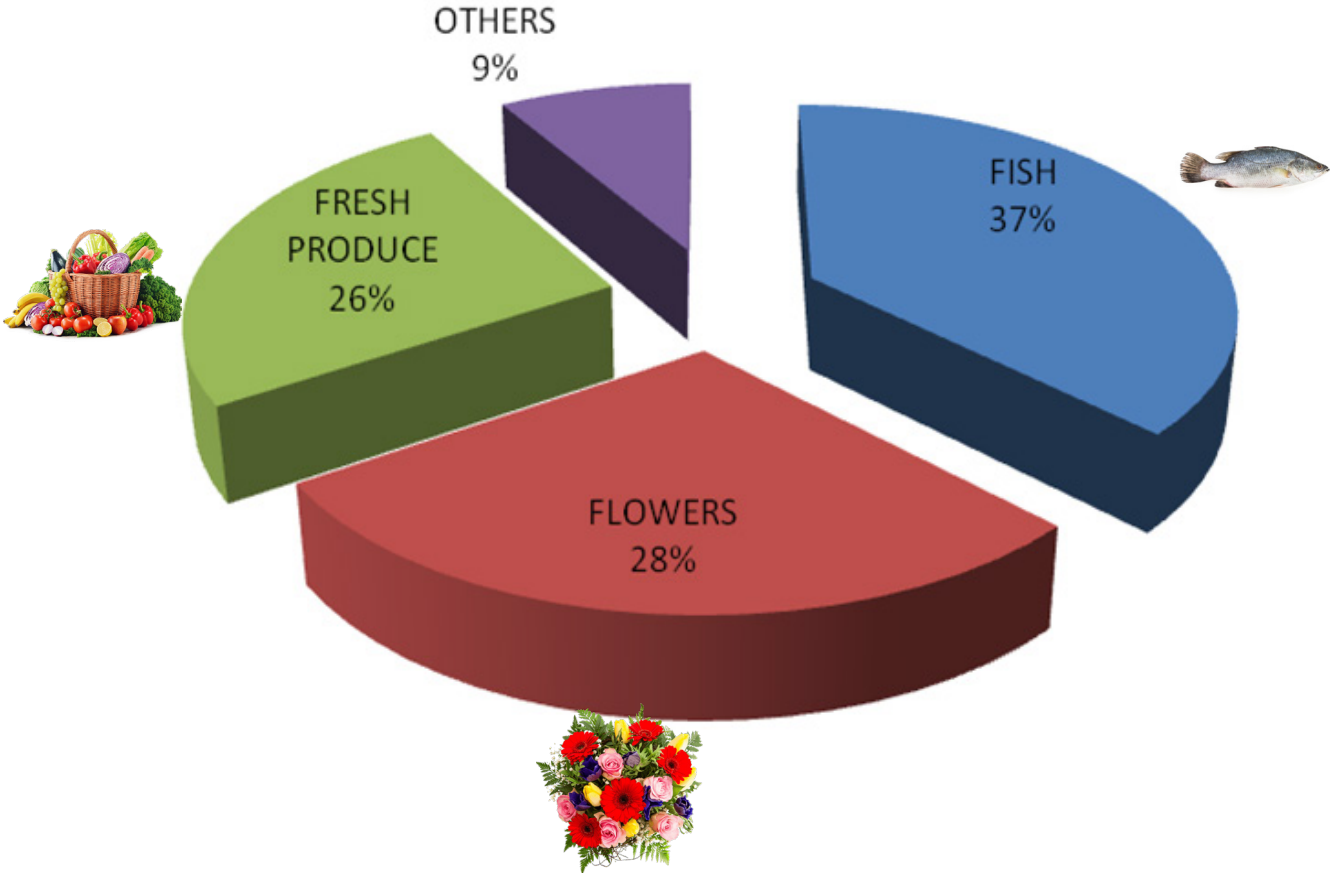


**TABLE I.1: EXPORTS BY TYPE (TONNES) THROUGH ENTEBBE INTERNATIONAL AIRPORT 2014**

| MONTH        | FISH          | FLOWERS      | FRESH PRODUCE | OTHERS       | TOTAL         |
|--------------|---------------|--------------|---------------|--------------|---------------|
| JAN          | 1,142         | 850          | 700           | 212          | 2,903         |
| FEB          | 1,008         | 867          | 610           | 196          | 2,682         |
| MAR          | 985           | 772          | 522           | 368          | 2,647         |
| APR          | 1,022         | 810          | 718           | 163          | 2,712         |
| MAY          | 1,145         | 893          | 802           | 374          | 3,214         |
| JUN          | 973           | 828          | 711           | 225          | 2,737         |
| JUL          | 1,013         | 872          | 749           | 241          | 2,875         |
| AUG          | 941           | 863          | 708           | 287          | 2,800         |
| SEPT         | 1,005         | 692          | 733           | 232          | 2,662         |
| OCT          | 1,115         | 723          | 732           | 208          | 2,779         |
| NOV          | 1,171         | 740          | 727           | 223          | 2,861         |
| DEC          | 1,052         | 666          | 884           | 178          | 2,779         |
| <b>TOTAL</b> | <b>12,572</b> | <b>9,575</b> | <b>8,596</b>  | <b>2,908</b> | <b>33,651</b> |



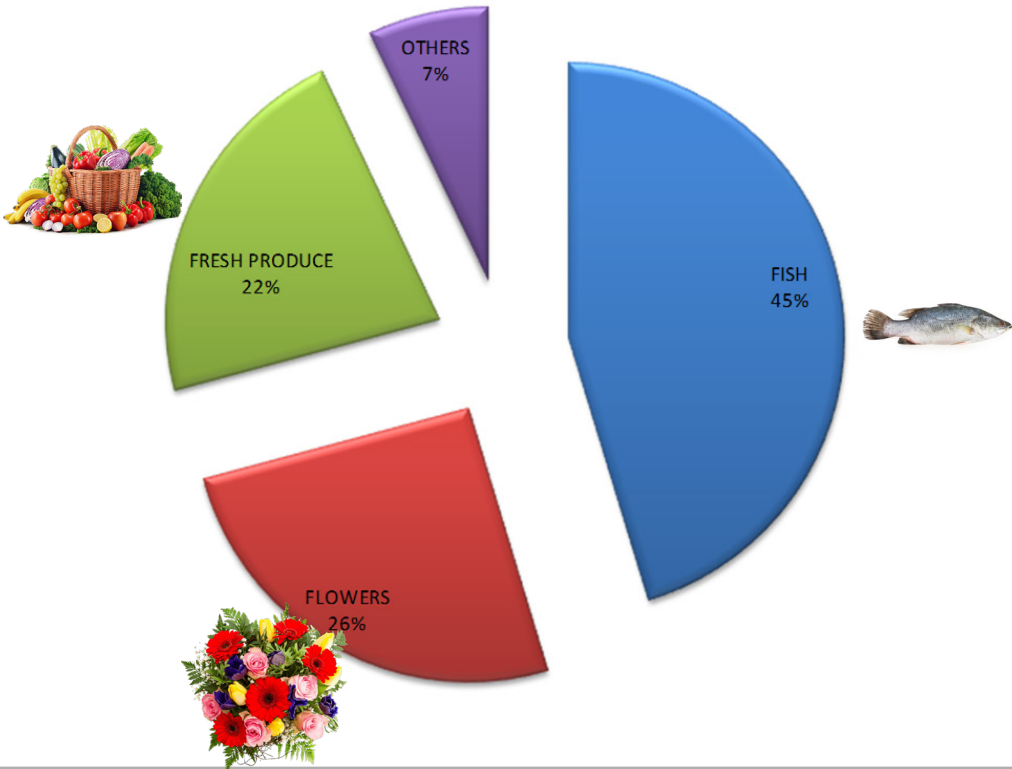
**FIG. I.1: EXPORTS BY TYPE THROUGH ENTEBBE INTERNATIONAL AIRPORT 2014**



**TABLE I.1: EXPORTS BY TYPE (TONNES) THROUGH ENTEBBE INTERNATIONAL AIRPORT 2013**

| MONTH        | FISH           | FLOWERS     | FRESH PRODUCE | OTHERS        | TOTAL          |
|--------------|----------------|-------------|---------------|---------------|----------------|
| JAN          | 1458.4         | 535.4       | 629           | 326.1         | 2948.7         |
| FEB          | 1334.3         | 594.3       | 664.9         | 186.3         | 2779.8         |
| MAR          | 1690.7         | 611.7       | 640.5         | 176.2         | 3119.2         |
| APR          | 1507.6         | 556.5       | 766           | 22            | 2852.2         |
| MAY          | 1269.8         | 697.4       | 783.4         | 572.2         | 3322.8         |
| JUN          | 1181           | 944.4       | 740           | 9.6           | 2874.9         |
| JUL          | 1119           | 923.1       | 633.6         | 32.8          | 2708.5         |
| AUG          | 978            | 798.6       | 573.8         | 68.3          | 2418.7         |
| SEPT         | 1173.8         | 746.3       | 147.2         | 627.8         | 2695           |
| OCT          | 1234.6         | 864.9       | 635.3         | 204.6         | 2939.4         |
| NOV          | 1405.9         | 721.9       | 574           | 122.1         | 2823.9         |
| DEC          | 1116.1         | 717.4       | 753.4         | 61.6          | 2648.6         |
| <b>TOTAL</b> | <b>15469.1</b> | <b>8712</b> | <b>7541.1</b> | <b>2409.6</b> | <b>34131.8</b> |

**FIG. I.1: EXPORTS BY TYPE THROUGH ENTEBBE INTERNATIONAL AIRPORT 2013**



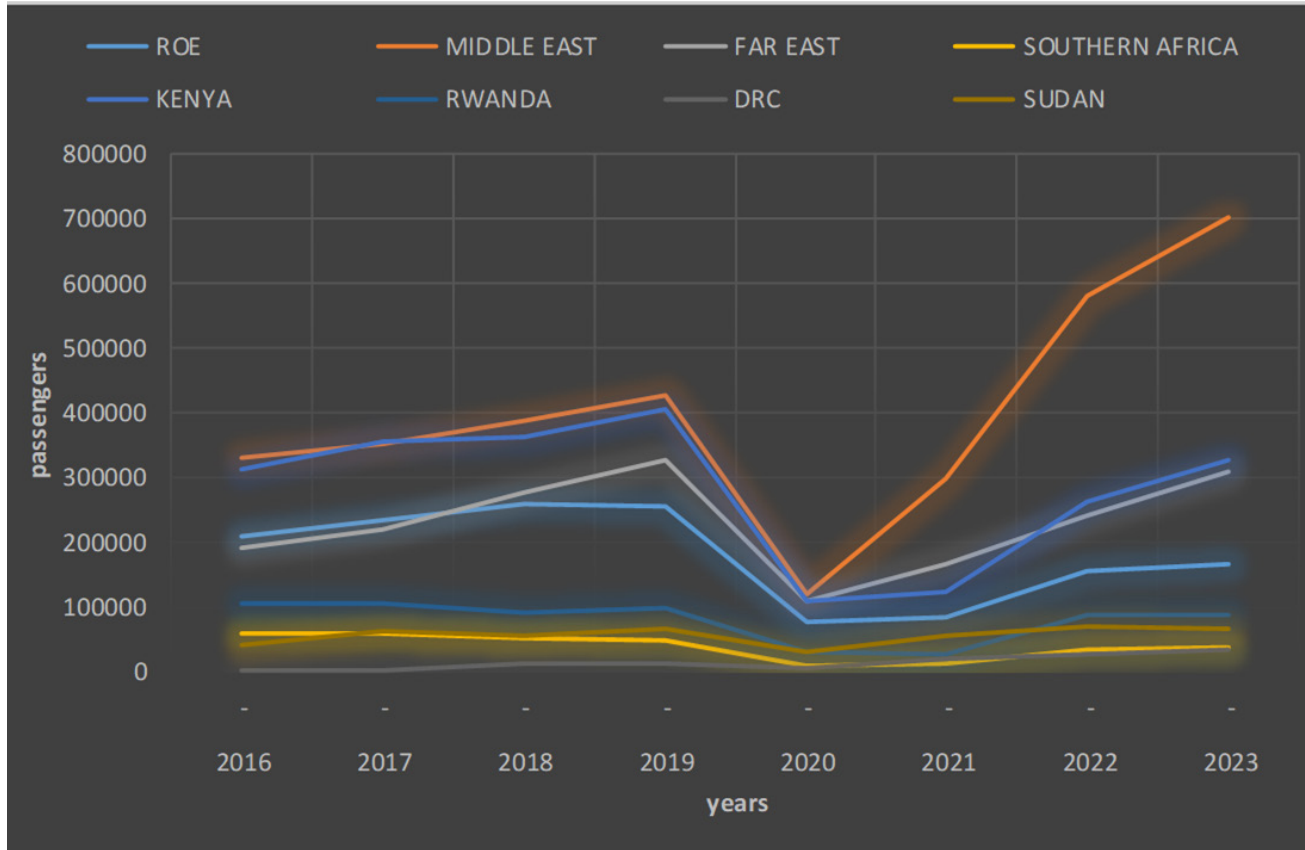


# SECTOR TRAFFIC

**TABLE J.1 SECTOR PASSENGER TRAFFIC FOR THE PERIOD 2011- 2023**

| SECTOR | LONDON | ROE    | MIDDLE EAST | FAR EAST | SOUTHERN AFRICA | KENYA  | TANZANIA | RWANDA | BURUNDI | DRC   | SUDAN  | OTHERS  | TOTAL     |
|--------|--------|--------|-------------|----------|-----------------|--------|----------|--------|---------|-------|--------|---------|-----------|
| 2011   | 70,324 | 139927 | 143,264     | 91762    | 53,199          | 319847 | 36,251   | 56289  | 779     | 5107  | 40,994 | 127866  | 1,085,609 |
| 2012   | 70,541 | 156206 | 207,694     | 85413    | 59,924          | 322366 | 42,490   | 85897  | 5,511   | 3165  | 54,457 | 144872  | 1,238,536 |
| 2013   | 48,751 | 184077 | 235,726     | 110207   | 65,754          | 320216 | 47,739   | 102336 | 6,726   | 3412  | 54,102 | 164917  | 1,343,963 |
| 2014   | 57,759 | 192469 | 233,018     | 127210   | 60,647          | 317960 | 25,572   | 110637 | 3,108   | 2361  | 43,702 | 158056  | 1,332,499 |
| 2015   | 43,485 | 207007 | 258,561     | 121711   | 59,012          | 330254 | 23,246   | 109350 | 4,587   | -     | 49,715 | 168216  | 1,375,144 |
| 2016   | -      | 209888 | 329,556     | 190215   | 58,647          | 313548 | 15,354   | 103063 | 455     | -     | 39,409 | 141444  | 1,401,579 |
| 2017   | -      | 231876 | 351,894     | 217397   | 59,133          | 354608 | 2,625    | 105632 | -       | 1835  | 60,763 | 125474  | 1,511,237 |
| 2018   | -      | 258203 | 386,070     | 275076   | 51,582          | 361060 | 13,014   | 91048  | -       | 12202 | 53,324 | 168653  | 1,670,232 |
| 2019   | -      | 253152 | 426,732     | 325338   | 46,886          | 406060 | 35,971   | 98479  | 2,507   | 12514 | 63,354 | 131114  | 1,802,107 |
| 2020   | -      | 74039  | 119,559     | 108249   | 8,270           | 106950 | 13,742   | 27798  | 2,658   | 3077  | 29,302 | 71897   | 565,541   |
| 2021   | -      | 82269  | 296,700     | 163963   | 9,947           | 120483 | 22,731   | 24951  | 11,067  | 17204 | 53,016 | 117831  | 941,688   |
| 2022   | -      | 155608 | 581,723     | 239501   | 32,800          | 260567 | 13,530   | 84950  | 19,943  | 24682 | 70,126 | 92114   | 1,574,405 |
| 2023   | -      | 166730 | 700,521     | 306889   | 38,019          | 325847 | 36,098   | 84950  | 20,791  | 33454 | 65,854 | 152,941 | 1,932,094 |

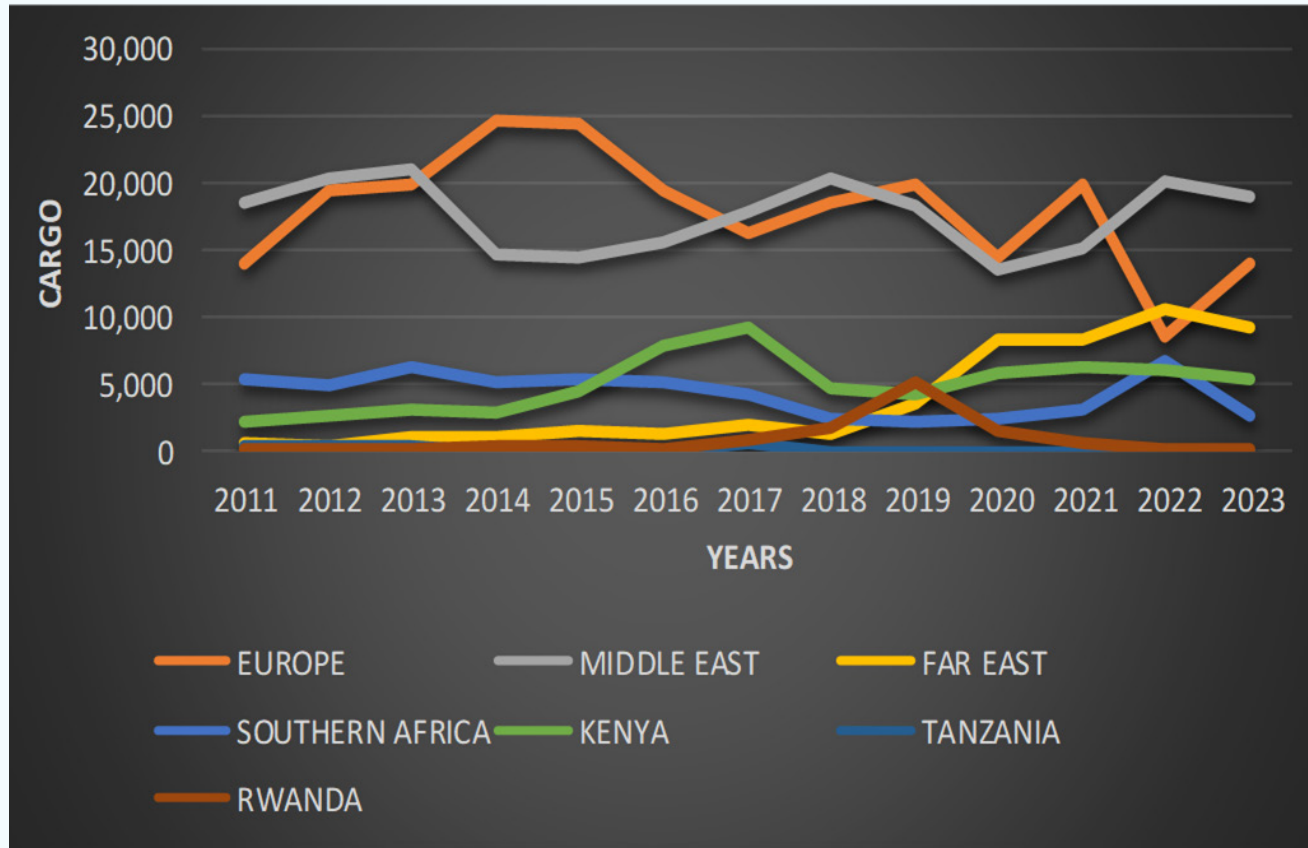
**Fig J.2 SECTOR PASSENGER TRAFFIC FOR THE PERIOD 2014- 2023**



**TABLE J.3: SECTOR CARGO TRAFFIC (TONNES) FOR THE PERIOD 2010 - 2023**

| SECTOR | EUROPE | MIDDLE EAST | FAR EAST | SOUTHERN AFRICA | KENYA | TANZANIA | RWANDA | BURUNDI | S.SUDAN | DRC  | OTHERS | TOTAL |
|--------|--------|-------------|----------|-----------------|-------|----------|--------|---------|---------|------|--------|-------|
| 2011   | 14,002 | 18588       | 717      | 5352            | 2,196 | 415      | 155    |         | 5778    | 670  | 763    | 48636 |
| 2012   | 19,596 | 20448       | 431      | 4939            | 2,649 | 384      | 321    | 124     | 4774    | 1033 | 1,253  | 55951 |
| 2013   | 19,835 | 21180       | 1,166    | 6442            | 3,263 | 348      | 262    | 1       | 2499    | 213  | 344    | 56355 |
| 2014   | 24,730 | 14836       | 1,028    | 5261            | 2,862 | 47       | 453    | 3       | 1232    | 208  | 2,261  | 52921 |
| 2015   | 24,445 | 14413       | 1,478    | 5512            | 4,559 | 83       | 328    | 94      | 1864    | 531  | 1,142  | 54449 |
| 2016   | 19,417 | 15623       | 1,314    | 5219            | 7,884 | 11       | 199    | 14      | 2898    | 291  | 6,688  | 59557 |
| 2017   | 16,376 | 17828       | 1,949    | 4205            | 9,317 | 552      | 966    | 20      | 1022    | 914  | 16,157 | 69304 |
| 2018   | 18,496 | 20377       | 1,412    | 2543            | 4,771 | 0        | 1,874  | 0       | 161     | 73   | 13,647 | 63356 |
| 2019   | 19,997 | 18349       | 3,537    | 2233            | 4,404 | 13       | 5,286  | 16      | 505     | 1    | 10,391 | 64731 |
| 2020   | 14,605 | 13509       | 8,305    | 2411            | 5,983 | 0        | 1,494  | 0       | 328     | 0    | 12,197 | 58832 |
| 2021   | 19,973 | 15076       | 8,307    | 3055            | 6,377 | 0        | 769    | 0       | 77      | 0    | 10,537 | 64172 |
| 2022   | 8,539  | 20152       | 10,697   | 6681            | 5,995 | 0        | 141    | 0       |         |      | 8,862  | 61066 |
| 2023   | 14,074 | 19111       | 9,216    | 2714            | 5,396 | 0        | 259    | 0       |         |      | 8,302  | 59073 |

**Fig J.1 SECTOR PASSENGER TRAFFIC FOR THE PERIOD 2014- 2023**





**TABLE J.3: SECTOR PASSENGER TRAFFIC FOR THE YEAR 2023**

| 2023             | R.O.E      | KENYA       | M. EAST     | FAR EAST    | S. AFRICA | RWANDA     | BURUNDI    | TANZANIA   | CONGO      | S. SUDAN   | SOMALIA    | OTHERS     | TOTAL      |
|------------------|------------|-------------|-------------|-------------|-----------|------------|------------|------------|------------|------------|------------|------------|------------|
| <b>JAN</b>       | 16071      | 24,230      | 63314       | 21,988      | 3768      | 6,061      | 1564       | 2,616      | 2341       | 6,858      | 1589       | 3,991      | 154391     |
| <b>FEB</b>       | 14207      | 24,069      | 48329       | 22,355      | 2994      | 5,830      | 1783       | 2,843      | 1907       | 5,788      | 1792       | 6,308      | 138205     |
| <b>MAR</b>       | 8156       | 26,310      | 29099       | 14,589      | 3621      | 3,385      | 1839       | 3,059      | 2652       | 4,750      | 2324       | 9,934      | 109718     |
| <b>APR</b>       | 11692      | 26,937      | 37619       | 16,729      | 3604      | 5,437      | 1774       | 3,432      | 2388       | 5,709      | 2076       | 8,793      | 126190     |
| <b>MAY</b>       | 14915      | 23,266      | 54253       | 25,810      | 3248      | 6,958      | 1544       | 2,074      | 2486       | 5,609      | 2355       | 10,492     | 153010     |
| <b>JUN</b>       | 16821      | 24,858      | 59003       | 25,668      | 3144      | 6,818      | 1581       | 2,741      | 2704       | 4,480      | 2143       | 10,954     | 160915     |
| <b>JUL</b>       | 13330      | 32,838      | 69574       | 31,659      | 4048      | 8,162      | 1948       | 3,770      | 3242       | 4,560      | 2586       | 9,536      | 185253     |
| <b>AUG</b>       | 16956      | 30,577      | 72649       | 33,106      | 3698      | 9,332      | 2279       | 3,577      | 3206       | 5,701      | 2465       | 7,961      | 191507     |
| <b>SEP</b>       | 14757      | 26,634      | 62638       | 28,033      | 2186      | 8,286      | 1649       | 3,052      | 2983       | 5,606      | 2367       | 13,115     | 171306     |
| <b>OCT</b>       | 14625      | 32,021      | 59313       | 28,082      | 2100      | 7,599      | 1430       | 2,876      | 3550       | 5,210      | 2454       | 12,652     | 171912     |
| <b>NOV</b>       | 12338      | 31,816      | 56599       | 26,704      | 2741      | 7,195      | 1683       | 2,980      | 3095       | 4,556      | 2321       | 18,698     | 170726     |
| <b>DEC</b>       | 12862      | 22,291      | 88131       | 32,166      | 2867      | 9,887      | 1717       | 3,078      | 2900       | 7,027      | 1833       | 14,202     | 198961     |
| <b>TOTAL</b>     | 166730     | 325,847     | 700521      | 306,889     | 38019     | 84,950     | 20791      | 36,098     | 33454      | 65,854     | 26305      | 126,636    | 1932094    |
| <b>MKT SHARE</b> | <b>8.6</b> | <b>16.9</b> | <b>36.3</b> | <b>15.9</b> | <b>2</b>  | <b>4.4</b> | <b>1.1</b> | <b>1.9</b> | <b>1.7</b> | <b>3.4</b> | <b>1.4</b> | <b>6.6</b> | <b>100</b> |

**TABLE J.4: SECTOR PASSENGER TRAFFIC FOR THE YEAR 2022**

| 2022             | R.O.E  | KENYA   | M. EAST | FAR EAST | S. AFRICA | RWANDA | BURUNDI | TANZANIA | CONGO | S. SUDAN | SOMALIA | OTHERS | TOTAL   |
|------------------|--------|---------|---------|----------|-----------|--------|---------|----------|-------|----------|---------|--------|---------|
| <b>JAN</b>       | 11734  | 14,627  | 45467   | 11,952   | 2132      | 4,155  | 1333    | 1,059    | 1922  | 6,346    | 1353    | 8,467  | 110547  |
| <b>FEB</b>       | 9069   | 13,081  | 42237   | 13,238   | 1636      | 3,876  | 966     | 855      | 1640  | 4,026    | 1402    | 9,201  | 101227  |
| <b>MAR</b>       | 10188  | 20,140  | 42289   | 17,209   | 1852      | 4,537  | 1217    | 1,125    | 1928  | 4,489    | 2019    | 6,807  | 113800  |
| <b>APR</b>       | 12753  | 21,249  | 43431   | 17,969   | 2233      | 4,516  | 1113    | 1,108    | 1673  | 5,465    | 1715    | 9,116  | 122341  |
| <b>MAY</b>       | 12217  | 22,485  | 43511   | 20,959   | 2621      | 4,774  | 1301    | 1,072    | 1957  | 5,359    | 1835    | 6,483  | 124574  |
| <b>JUN</b>       | 13827  | 22,610  | 48469   | 26,603   | 2752      | 5,017  | 1540    | 1,070    | 1899  | 4,774    | 1853    | 4,847  | 135261  |
| <b>JUL</b>       | 15039  | 24,904  | 59906   | 22,264   | 3067      | 5,604  | 2607    | 963      | 2210  | 5,975    | 2180    | 6,934  | 151653  |
| <b>AUG</b>       | 14900  | 22,043  | 61694   | 22,530   | 3575      | 5,845  | 2771    | 1,214    | 2456  | 6,621    | 2166    | 7,644  | 153459  |
| <b>SEP</b>       | 15149  | 23,742  | 51310   | 23,326   | 3114      | 5,550  | 2103    | 1,066    | 2210  | 7,212    | 2341    | 6,966  | 144089  |
| <b>OCT</b>       | 14341  | 27,352  | 45340   | 21,530   | 2949      | 5,763  | 1602    | 1,011    | 2226  | 5,622    | 2147    | 7,032  | 136915  |
| <b>NOV</b>       | 12786  | 21,703  | 40292   | 19,447   | 2855      | 5,102  | 1500    | 1,343    | 1934  | 6,073    | 2147    | 8,567  | 123749  |
| <b>DEC</b>       | 13605  | 26,631  | 57777   | 22,474   | 4014      | 5,797  | 1890    | 1,644    | 2627  | 8,164    | 2117    | 10,050 | 156790  |
| <b>TOTAL</b>     | 155608 | 260,567 | 581723  | 239,501  | 32800     | 60,536 | 19943   | 13,530   | 24682 | 70,126   | 23275   | 92,114 | 1574405 |
| <b>MKT SHARE</b> | 9.9    | 16.6    | 36.9    | 15.2     | 2.1       | 3.8    | 1.3     | 0.9      | 1.6   | 4.5      | 1.5     | 5.9    | 100     |

**TABLE J.5: SECTOR PASSENGER TRAFFIC FOR THE YEAR 2021**

| 2021             | R.O.E        | KENYA          | M. EAST       | FAR EAST       | S. AFRICA   | RWANDA        | BURUNDI      | TANZANIA      | CONGO        | S. SUDAN      | SOMALIA      | OTHERS         | TOTAL         |
|------------------|--------------|----------------|---------------|----------------|-------------|---------------|--------------|---------------|--------------|---------------|--------------|----------------|---------------|
| JAN              | 3917         | 9,284          | 15622         | 11,499         | 0           | 2,185         | 886          | 995           | 1039         | 3,249         | 1196         | 3,632          | 53504         |
| FEB              | 3244         | 8,865          | 20194         | 14,105         | 0           | 1,759         | 457          | 1,783         | 1126         | 2,916         | 1477         | 2,062          | 57988         |
| MAR              | 4737         | 8,303          | 24562         | 16,693         | 0           | 2,587         | 510          | 1,560         | 872          | 3,420         | 2594         | 6,066          | 71904         |
| APR              | 6526         | 10,581         | 24393         | 20,083         | 0           | 3,612         | 655          | 2,003         | 1457         | 4,606         | 1727         | 5,142          | 80785         |
| MAY              | 7165         | 11,436         | 21846         | 14,517         | 82          | 3,358         | 806          | 1,632         | 1369         | 4,130         | 1977         | 2,989          | 71307         |
| JUN              | 9038         | 8,087          | 18399         | 15,458         | 945         | 1,096         | 875          | 1,724         | 1406         | 5,105         | 1911         | 5,302          | 69346         |
| JUL              | 6227         | 7,554          | 13950         | 10,084         | 802         | 0             | 884          | 1,317         | 1313         | 4,086         | 1668         | 4,846          | 52731         |
| AUG              | 8335         | 11,134         | 19544         | 13,689         | 1173        | 124           | 1650         | 2,444         | 1517         | 5,591         | 2026         | 4,133          | 71360         |
| SEP              | 5845         | 10,576         | 19731         | 10,984         | 1059        | 1,108         | 623          | 1,508         | 1493         | 2,728         | 1231         | 22,306         | 79192         |
| OCT              | 9008         | 13,872         | 35550         | 12,320         | 1938        | 3,428         | 1138         | 2,865         | 1835         | 5,922         | 2329         | 9,256          | 99461         |
| NOV              | 6520         | 10,576         | 31628         | 11,940         | 1762        | 1,108         | 1293         | 2,180         | 1661         | 5,114         | 1662         | 35,090         | 110534        |
| DEC              | 11707        | 10,215         | 51281         | 12,591         | 2186        | 4,586         | 1290         | 2,720         | 2116         | 6,149         | 1728         | 17,007         | 123576        |
| <b>TOTAL</b>     | <b>82269</b> | <b>120,483</b> | <b>296700</b> | <b>163,963</b> | <b>9947</b> | <b>24,951</b> | <b>11067</b> | <b>22,731</b> | <b>17204</b> | <b>53,016</b> | <b>21526</b> | <b>117,831</b> | <b>941688</b> |
| <b>MKT SHARE</b> | <b>8.7</b>   | <b>12.8</b>    | <b>31.5</b>   | <b>17.4</b>    | <b>1.1</b>  | <b>2.6</b>    | <b>1.2</b>   | <b>2.4</b>    | <b>1.8</b>   | <b>5.6</b>    | <b>2.3</b>   | <b>12.5</b>    | <b>100</b>    |

**TABLE J.6: SECTOR PASSENGER TRAFFIC FOR THE YEAR 2020**

| 2020         | R.O.E         | KENYA          | M. EAST        | FAR EAST       | S. AFRICA    | RWANDA        | BURUNDI      | TANZANIA      | CONGO        | S. SUDAN      | SOMALIA      | OTHERS        | TOTAL          |
|--------------|---------------|----------------|----------------|----------------|--------------|---------------|--------------|---------------|--------------|---------------|--------------|---------------|----------------|
| <b>JAN</b>   | 22,742        | 32,413         | 25,205         | 29,816         | 3,598        | 8,786         | 789          | 2,949         | 1,098        | 6,142         | 1,632        | 23,445        | <b>158,615</b> |
| <b>FEB</b>   | 20,066        | 33,632         | 28,746         | 29,955         | 3,282        | 7,040         | 603          | 3,665         | 894          | 6,055         | 1,467        | 8,929         | <b>144,334</b> |
| <b>MAR</b>   | 10,204        | 17,131         | 15,357         | 19,549         | 1,390        | 4,196         | 463          | 1,962         | 691          | 3,675         | 1,095        | 7,450         | <b>83,163</b>  |
| <b>APR</b>   | 242           | -              | 323            | 267            | -            | -             | -            | -             | -            | 47            | 7            | 101           | <b>987</b>     |
| <b>MAY</b>   | -             | -              | 186            | 415            | -            | -             | -            | -             | 30           | -             | 3            | 512           | <b>1,146</b>   |
| <b>JUN</b>   | 376           | -              | 371            | 552            | -            | -             | -            | 28            | -            | 118           | -            | 447           | <b>1,892</b>   |
| <b>JUL</b>   | 946           | -              | 1,766          | 1,529          | -            | -             | -            | 131           | -            | 70            | 56           | 1,737         | <b>6,235</b>   |
| <b>AUG</b>   | 912           | 21             | 1,292          | 1,314          | -            | -             | -            | -             | -            | 64            | 85           | 2,853         | <b>6,541</b>   |
| <b>SEP</b>   | 759           | -              | 945            | 1,266          | -            | -             | -            | -             | -            | 52            | 192          | 8,305         | <b>11,519</b>  |
| <b>OCT</b>   | 5,217         | 5,973          | 13,013         | 6,238          | -            | 2,117         | -            | 772           | -            | 2,410         | 1,425        | 2,163         | <b>39,328</b>  |
| <b>NOV</b>   | 4,865         | 7,640          | 14,072         | 6,986          | -            | 2,344         | 94           | 2,226         | 239          | 3,288         | 1,975        | 4,118         | <b>47,847</b>  |
| <b>DEC</b>   | 7,710         | 10,140         | 18,283         | 10,362         | -            | 3,315         | 709          | 2,009         | 125          | 7,381         | 1,757        | 2,143         | <b>63,934</b>  |
| <b>TOTAL</b> | <b>74,039</b> | <b>106,950</b> | <b>119,559</b> | <b>108,249</b> | <b>8,270</b> | <b>27,798</b> | <b>2,658</b> | <b>13,742</b> | <b>3,077</b> | <b>29,302</b> | <b>9,694</b> | <b>62,203</b> | <b>565,541</b> |

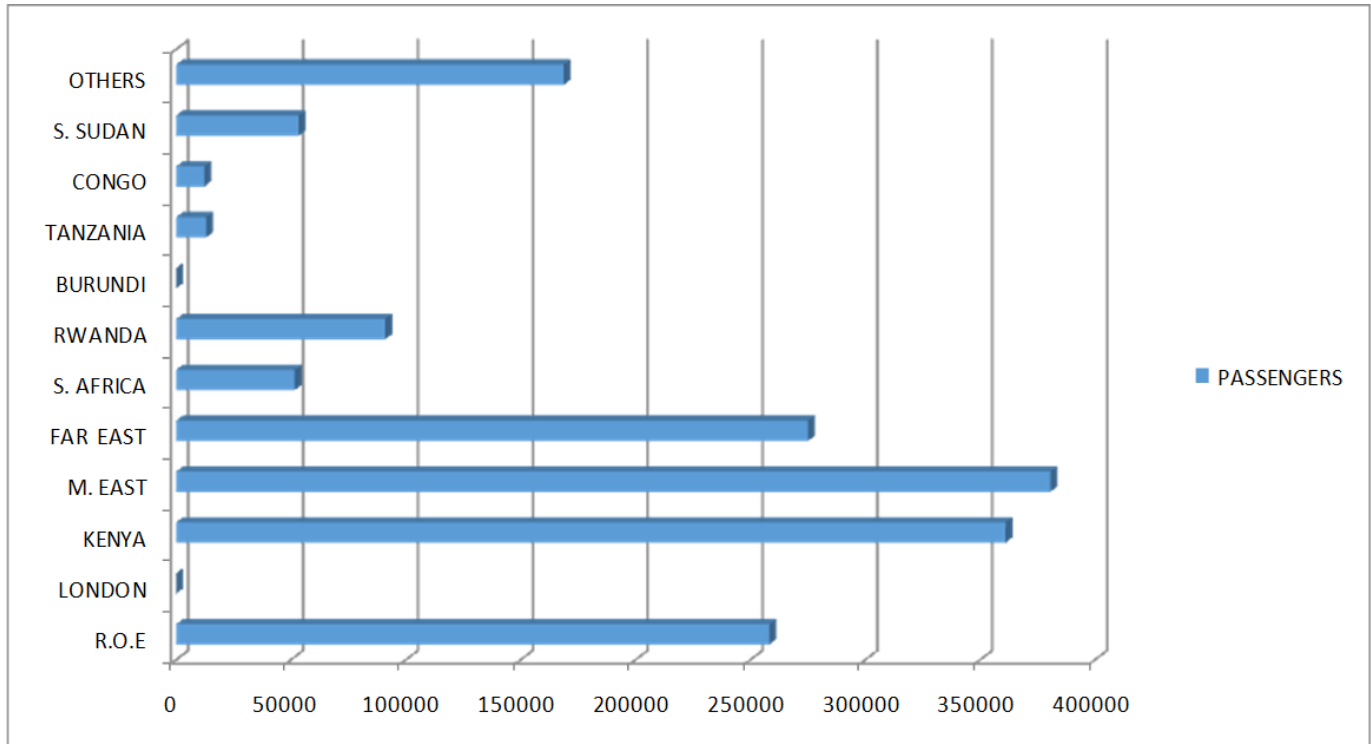
**TABLE J.7: SECTOR PASSENGER TRAFFIC FOR THE YEAR 2019**

| 2019             | R.O.E         | KENYA         | M. EAST       | FAR EAST      | S. AFRICA    | RWANDA       | BURUNDI     | TANZANIA     | CONGO        | S. SUDAN     | SOMALIA      | OTHERS        | TOTAL          |
|------------------|---------------|---------------|---------------|---------------|--------------|--------------|-------------|--------------|--------------|--------------|--------------|---------------|----------------|
| JAN              | 23481         | 28606         | 36050         | 27488         | 4163         | 7243         | -           | 1485         | 995          | 3996         | 761          | 13078         | <b>147346</b>  |
| FEB              | 19980         | 30262         | 26355         | 24362         | 3173         | 7023         | -           | 1932         | 823          | 4405         | 743          | 9566          | <b>128624</b>  |
| MAR              | 20141         | 33026         | 31850         | 25436         | 4247         | 6947         | -           | 2347         | 1077         | 4951         | 268          | 8171          | <b>138461</b>  |
| APR              | 20675         | 33156         | 29286         | 23350         | 3767         | 8150         | -           | 2374         | 1142         | 5743         | 768          | 7927          | <b>136338</b>  |
| MAY              | 21933         | 35028         | 29752         | 26649         | 4119         | 6729         | -           | 2274         | 1093         | 5446         | 701          | 6384          | <b>140108</b>  |
| JUN              | 22122         | 33883         | 35754         | 27640         | 4155         | 7404         | -           | 2507         | 908          | 4610         | 701          | 5911          | <b>145595</b>  |
| JUL              | 21201         | 34664         | 46263         | 28005         | 4115         | 8466         | -           | 2117         | 1101         | 5728         | 523          | 14797         | <b>166980</b>  |
| AUG              | 20399         | 35620         | 46786         | 27775         | 4220         | 8830         | -           | 2220         | 1047         | 5719         | 817          | 9911          | <b>163344</b>  |
| SEP              | 20476         | 33972         | 38955         | 27352         | 4130         | 9272         | 61          | 4604         | 1063         | 4563         | 1011         | 10205         | <b>155664</b>  |
| OCT              | 21280         | 32173         | 33361         | 27048         | 3861         | 8054         | 511         | 4718         | 1062         | 5173         | 1959         | 8828          | <b>148028</b>  |
| NOV              | 20175         | 36161         | 32319         | 28334         | 3012         | 9508         | 627         | 4101         | 972          | 5100         | 1234         | 10753         | <b>152296</b>  |
| DEC              | 21289         | 39509         | 40001         | 31899         | 3924         | 10853        | 1308        | 5292         | 1231         | 7920         | 1598         | 14499         | <b>179323</b>  |
| <b>TOTAL</b>     | <b>253152</b> | <b>406060</b> | <b>426732</b> | <b>325338</b> | <b>46886</b> | <b>98479</b> | <b>2507</b> | <b>35971</b> | <b>12514</b> | <b>63354</b> | <b>11084</b> | <b>120030</b> | <b>1802107</b> |
| <b>MKT SHARE</b> | <b>14.05</b>  | <b>22.53</b>  | <b>23.68</b>  | <b>18.05</b>  | <b>2.6</b>   | <b>5.46</b>  | <b>0.14</b> | <b>2</b>     | <b>0.69</b>  | <b>3.52</b>  | <b>0.62</b>  | <b>6.66</b>   | <b>100</b>     |

**TABLE J.8: SECTOR PASSENGER TRAFFIC FOR THE YEAR 2018**

| 2018             | R.O.E         | LONDON   | KENYA         | M. EAST       | FAR EAST      | S. AFRICA    | RWANDA       | BURUNDI  | TANZANIA     | CONGO        | S. SUDAN     | OTHERS        | TOTAL          |
|------------------|---------------|----------|---------------|---------------|---------------|--------------|--------------|----------|--------------|--------------|--------------|---------------|----------------|
| <b>JAN</b>       | 24047         | 0        | 29434         | 35838         | 20289         | 5051         | 7441         | 0        | 820          | 984          | 4259         | 7812          | 135975         |
| <b>FEB</b>       | 20789         | 0        | 28741         | 25227         | 18030         | 4340         | 7011         | 0        | 807          | 940          | 3496         | 10774         | 120155         |
| <b>MAR</b>       | 21907         | 0        | 30425         | 28041         | 19631         | 4231         | 7727         | 0        | 753          | 1029         | 4778         | 11582         | 130104         |
| <b>APR</b>       | 20681         | 0        | 28403         | 26619         | 19482         | 3997         | 7892         | 0        | 1050         | 956          | 3804         | 15085         | 127969         |
| <b>MAY</b>       | 19472         | 0        | 30190         | 28824         | 20879         | 3627         | 7917         | 0        | 837          | 997          | 4307         | 12546         | 129596         |
| <b>JUN</b>       | 21279         | 0        | 29131         | 31069         | 21623         | 4003         | 8079         | 0        | 1280         | 984          | 4219         | 12455         | 134122         |
| <b>JUL</b>       | 23022         | 0        | 29821         | 41696         | 25143         | 4422         | 8242         | 0        | 1399         | 1020         | 4625         | 19118         | 158508         |
| <b>AUG</b>       | 21732         | 0        | 33534         | 39772         | 24895         | 4553         | 8450         | 0        | 1404         | 1040         | 4618         | 13327         | 153325         |
| <b>SEP</b>       | 21747         | 0        | 31925         | 34551         | 24975         | 4450         | 5241         | 0        | 1213         | 921          | 4773         | 18586         | 148382         |
| <b>OCT</b>       | 22154         | 0        | 30550         | 28765         | 24222         | 3757         | 7557         | 0        | 1045         | 1158         | 4634         | 15031         | 138873         |
| <b>NOV</b>       | 18842         | 0        | 29387         | 27878         | 26089         | 4071         | 7792         | 0        | 1147         | 950          | 5158         | 14527         | 135841         |
| <b>DEC</b>       | 22531         | 0        | 29519         | 37790         | 29818         | 5080         | 7699         | 0        | 1259         | 1223         | 4653         | 17810         | 157382         |
| <b>TOTAL</b>     | <b>258203</b> | <b>0</b> | <b>361060</b> | <b>386070</b> | <b>275076</b> | <b>51582</b> | <b>91048</b> | <b>0</b> | <b>13014</b> | <b>12202</b> | <b>53324</b> | <b>168653</b> | <b>1670232</b> |
| <b>MKT SHARE</b> | 15.46         | 0        | 21.62         | 23.11         | 16.47         | 3.09         | 5.45         | 0        | 0.78         | 0.73         | 3.19         | 10.1          | 100            |

**Fig. J.9: SECTOR PASSENGER TRAFFIC FOR THE YEAR 2018**

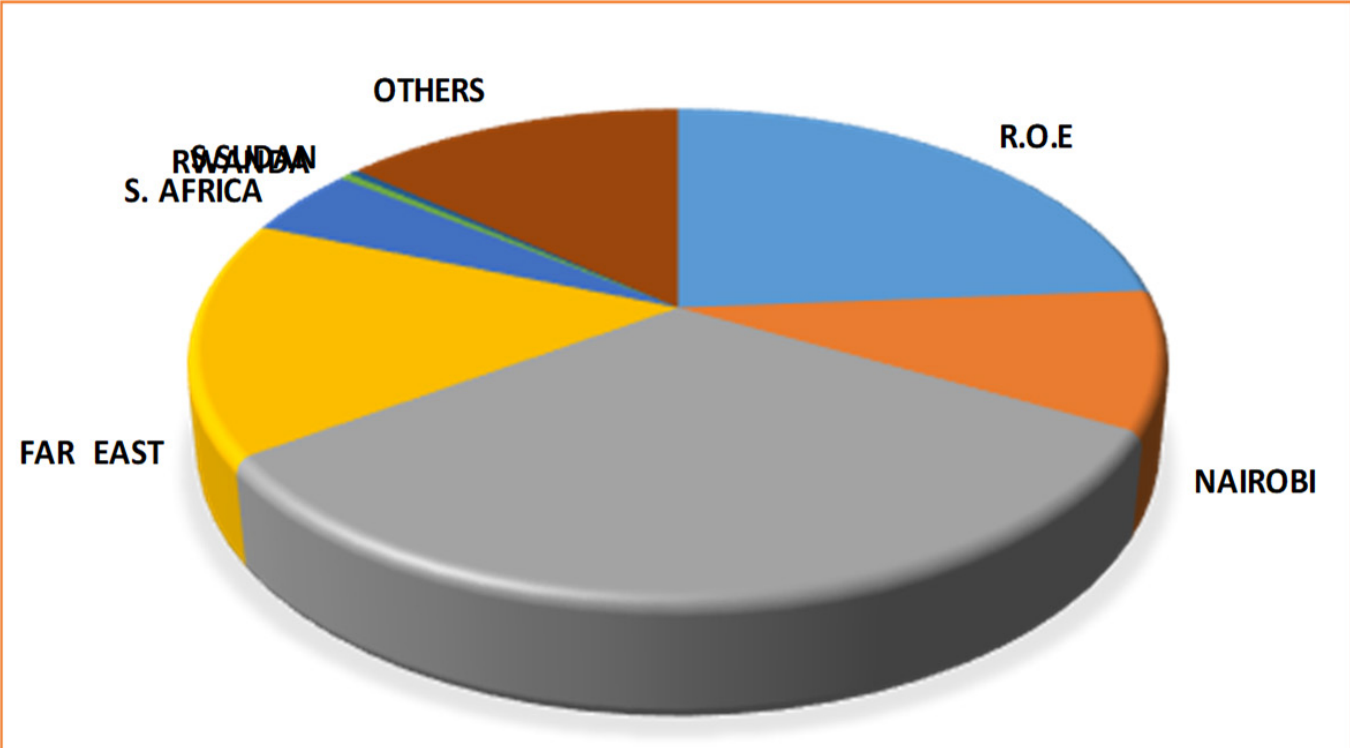


**TABLE J.9: SECTOR CARGO TRAFFIC (TONNES) FOR THE YEAR 2023**

| <b>2023</b>      | <b>R.O.E</b> | <b>NAIROBI</b> | <b>M. EAST</b> | <b>FAR EAST</b> | <b>S. AFRICA</b> | <b>RWANDA</b> | <b>S.SUDAN</b> | <b>OTHERS</b> | <b>TOTAL</b> |
|------------------|--------------|----------------|----------------|-----------------|------------------|---------------|----------------|---------------|--------------|
| <b>JAN</b>       | 1,317        | 288            | 1,791          | 736             | 307              | 3             | 10             | 404           | 4856         |
| <b>FEB</b>       | 1,205        | 772            | 1,501          | 586             | 78               | 1             | 0              | 408           | 4550         |
| <b>MAR</b>       | 591          | 305            | 1,016          | 387             | 103              | 1             | 8              | 187           | 2599         |
| <b>APR</b>       | 1,030        | 396            | 1,295          | 549             | 186              | 2             | 8              | 452           | 3918         |
| <b>MAY</b>       | 1,143        | 544            | 1,413          | 777             | 213              | 21            | 19             | 546           | 4675         |
| <b>JUN</b>       | 1,139        | 469            | 1,715          | 904             | 308              | 20            | 30             | 770           | 5354         |
| <b>JUL</b>       | 1,321        | 582            | 1,705          | 941             | 374              | 26            | 44             | 1230          | 6222         |
| <b>AUG</b>       | 1,038        | 284            | 1,530          | 849             | 248              | 22            | 39             | 1364          | 5374         |
| <b>SEP</b>       | 1,296        | 367            | 1,522          | 886             | 231              | 14            | 21             | 593           | 4930         |
| <b>OCT</b>       | 1,355        | 496            | 2,247          | 769             | 246              | 26            | 17             | 576           | 5731         |
| <b>NOV</b>       | 1,508        | 479            | 1,579          | 910             | 270              | 28            | 16             | 803           | 5595         |
| <b>DEC</b>       | 1,132        | 415            | 1,797          | 923             | 150              | 96            | 19             | 738           | 5269         |
| <b>TOTAL</b>     | 14,074       | 5396           | 19,111         | 9216            | 2,714            | 259           | 231            | 8070          | 59073        |
| <b>MKT SHARE</b> | 23.8         | 9.1            | 32.4           | 15.6            | 4.6              | 0.4           | 0.4            | 13.7          | 100          |



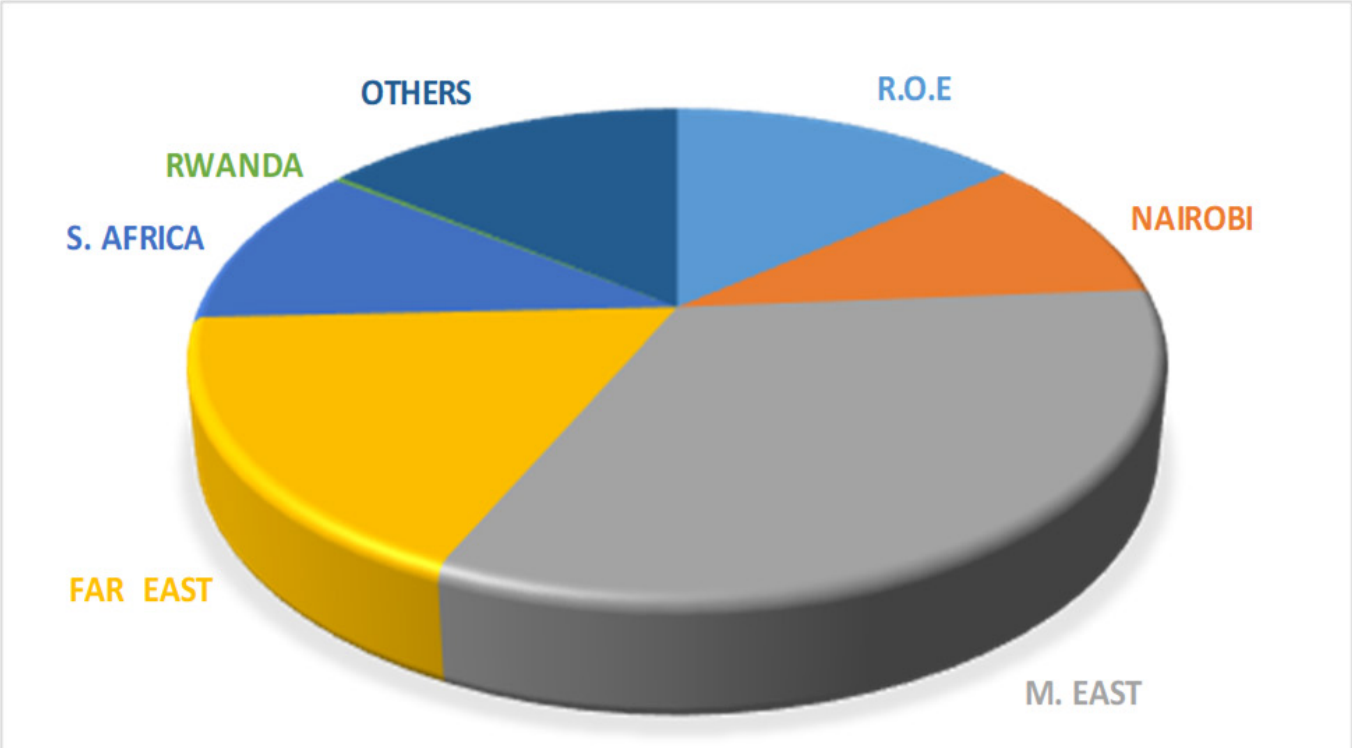
**Fig J.4: SECTOR CARGO TRAFFIC (TONNES) FOR THE YEAR 2023**



**TABLE J.10: SECTOR CARGO TRAFFIC (TONNES) FOR THE YEAR 2022**

| <b>2022</b>      | <b>R.O.E</b> | <b>NAIROBI</b> | <b>M. EAST</b> | <b>FAR EAST</b> | <b>S. AFRICA</b> | <b>RWANDA</b> | <b>OTHERS</b> | <b>TOTAL</b> |
|------------------|--------------|----------------|----------------|-----------------|------------------|---------------|---------------|--------------|
| <b>JAN</b>       | 785          | 598            | 1,287          | 1018            | 497              | 10            | 837           | 5032         |
| <b>FEB</b>       | 507          | 554            | 1,543          | 821             | 632              | 5             | 793           | 4854         |
| <b>MAR</b>       | 620          | 541            | 1,960          | 1073            | 593              | 16            | 340           | 5143         |
| <b>APR</b>       | 723          | 478            | 2,025          | 1202            | 289              | 12            | 369           | 5098         |
| <b>MAY</b>       | 841          | 571            | 1,744          | 1052            | 639              | 21            | 564           | 5433         |
| <b>JUN</b>       | 1,136        | 559            | 1,594          | 1182            | 606              | 29            | 772           | 5878         |
| <b>JUL</b>       | 583          | 466            | 1,790          | 811             | 542              | 19            | 517           | 4728         |
| <b>AUG</b>       | 595          | 548            | 1,474          | 618             | 1,221            | 9             | 1,039         | 5504         |
| <b>SEP</b>       | 553          | 496            | 1,980          | 715             | 603              | 8             | 476           | 4831         |
| <b>OCT</b>       | 726          | 562            | 1,515          | 752             | 611              | 5             | 1,078         | 5247         |
| <b>NOV</b>       | 714          | 313            | 1,657          | 660             | 80               | 4             | 938           | 4365         |
| <b>DEC</b>       | 756          | 311            | 1,583          | 792             | 369              | 3             | 1,139         | 4953         |
| <b>TOTAL</b>     | 8,539        | 5995           | 20,152         | 10697           | 6,681            | 141           | 8,862         | 61066        |
| <b>MKT SHARE</b> | 14           | 9.8            | 33             | 17.5            | 10.9             | 0.2           | 14.5          | 100          |

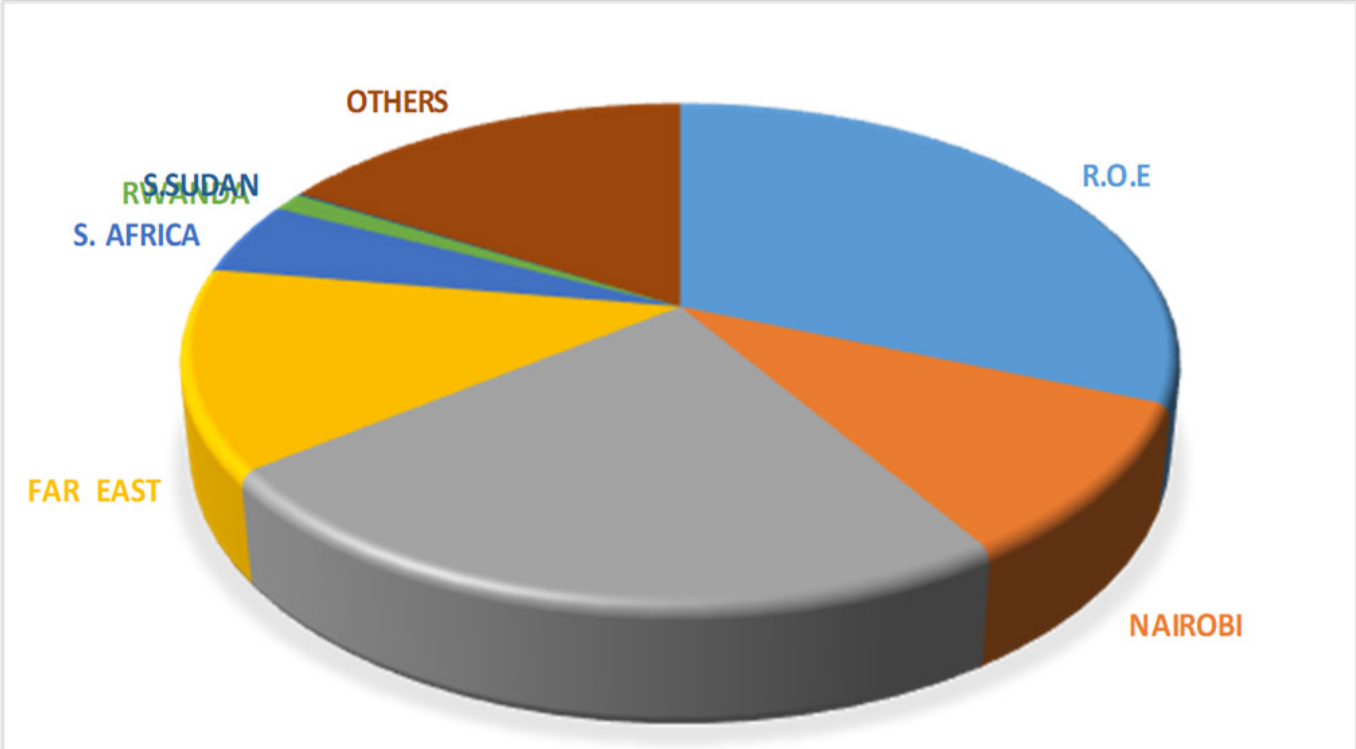
**Fig J.4: SECTOR CARGO TRAFFIC (TONNES) FOR THE YEAR 2022**



**TABLE J.11: SECTOR CARGO TRAFFIC (TONNES) FOR THE YEAR 2021**

| <b>2021</b>      | <b>R.O.E</b> | <b>NAIROBI</b> | <b>M. EAST</b> | <b>FAR EAST</b> | <b>S. AFRICA</b> | <b>RWANDA</b> | <b>S.SUDAN</b> | <b>OTHERS</b> | <b>TOTAL</b> |
|------------------|--------------|----------------|----------------|-----------------|------------------|---------------|----------------|---------------|--------------|
| <b>JAN</b>       | 1,833        | 594            | 868            | 767             | 184              | 9             | 19             | 638           | 4911         |
| <b>FEB</b>       | 1,667        | 417            | 929            | 570             | 323              | 64            | 12             | 784           | 4766         |
| <b>MAR</b>       | 2,052        | 516            | 1,266          | 791             | 310              | 35            | 1              | 1006          | 5977         |
| <b>APR</b>       | 1,618        | 523            | 1,545          | 617             | 219              | 20            | 15             | 1166          | 5725         |
| <b>MAY</b>       | 1,827        | 422            | 1,334          | 644             | 364              | 19            | 0              | 718           | 5328         |
| <b>JUN</b>       | 1,666        | 482            | 1,283          | 733             | 367              | 8             | 0              | 607           | 5148         |
| <b>JUL</b>       | 1,842        | 581            | 1,875          | 611             | 192              | 6             | 0              | 794           | 5900         |
| <b>AUG</b>       | 1,885        | 604            | 1,250          | 551             | 310              | 0             | 30             | 524           | 5154         |
| <b>SEP</b>       | 1,165        | 532            | 1,220          | 553             | 58               | 11            | 0              | 1510          | 5049         |
| <b>OCT</b>       | 1,989        | 614            | 1,014          | 582             | 260              | 67            | 0              | 1069          | 5596         |
| <b>NOV</b>       | 1,192        | 553            | 1,202          | 839             | 245              | 512           | 0              | 756           | 5300         |
| <b>DEC</b>       | 1,235        | 540            | 1,290          | 1049            | 224              | 18            | 0              | 963           | 5319         |
| <b>TOTAL</b>     | 19,973       | 6377           | 15,076         | 8307            | 3,055            | 769           | 77             | 10535         | 64172        |
| <b>MKT SHARE</b> | 31.1         | 9.9            | 23.5           | 12.9            | 4.8              | 1.2           | 0.1            | 16.4          | 100          |

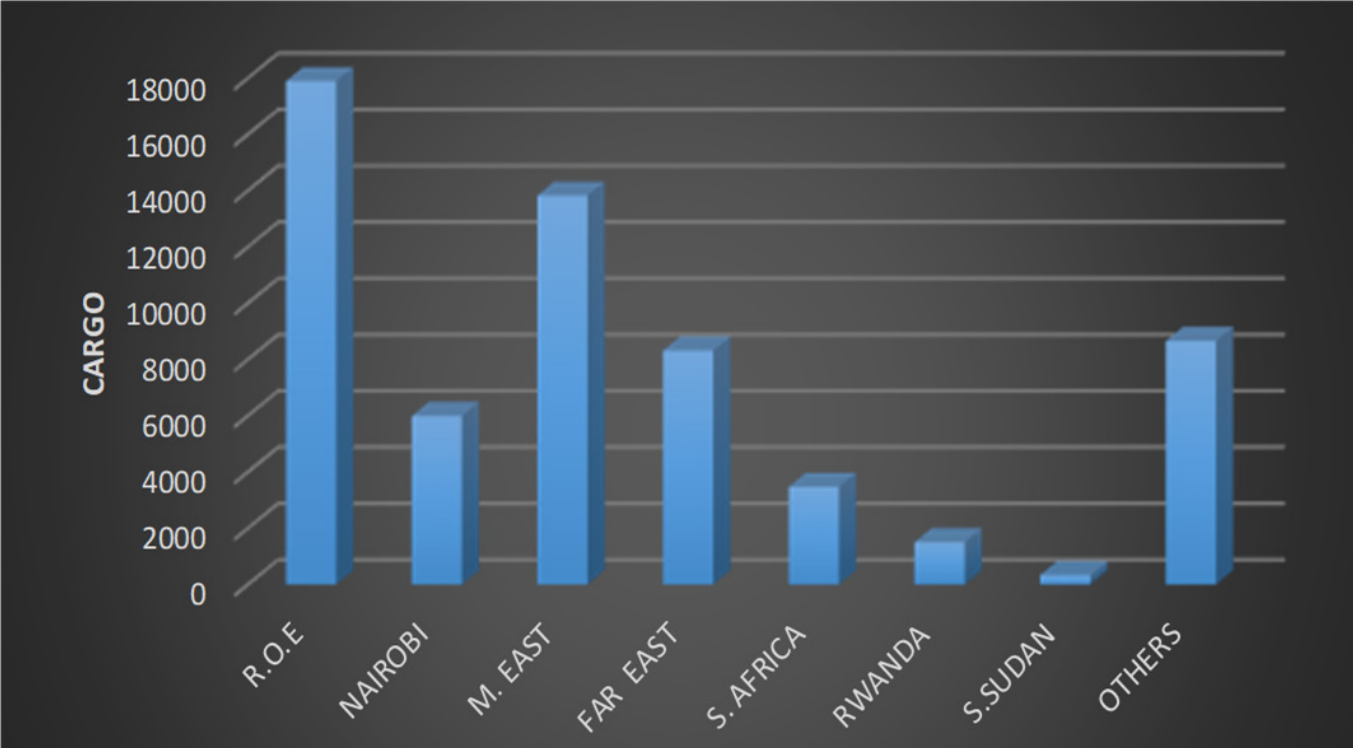
**Fig J.4: SECTOR CARGO TRAFFIC (TONNES) FOR THE YEAR 2021**



**TABLE J.12: SECTOR CARGO TRAFFIC (TONNES) FOR THE YEAR 2020**

| <b>2020</b>  | <b>R.O.E</b> | <b>NAIROBI</b> | <b>M. EAST</b> | <b>FAR EAST</b> | <b>S. AFRICA</b> | <b>RWANDA</b> | <b>S.SUDAN</b> | <b>OTHERS</b> | <b>TOTAL</b> |
|--------------|--------------|----------------|----------------|-----------------|------------------|---------------|----------------|---------------|--------------|
| <b>JAN</b>   | 1370         | 460            | 1324           | 473             | 101              | 333           | 46             | 973           | <b>5081</b>  |
| <b>FEB</b>   | 978          | 379            | 1316           | 541             | 1090             | 401           | 46             | 953           | <b>5705</b>  |
| <b>MAR</b>   | 1412         | 500            | 1100           | 439             | 204              | 275           | 20             | 367           | <b>4317</b>  |
| <b>APR</b>   | 710          | 453            | 464            | 579             | 92               | 0             | 36             | 552           | <b>2886</b>  |
| <b>MAY</b>   | 1056         | 637            | 848            | 784             | 195              | 0             | 15             | 456           | <b>3992</b>  |
| <b>JUN</b>   | 1883         | 549            | 1747           | 598             | 358              | 123           | 24             | 606           | <b>5888</b>  |
| <b>JUL</b>   | 1792         | 346            | 984            | 710             | 45               | 50            | 48             | 576           | <b>4551</b>  |
| <b>AUG</b>   | 1715         | 719            | 1046           | 829             | 205              | 72            | 27             | 662           | <b>5275</b>  |
| <b>SEP</b>   | 1761         | 584            | 1079           | 797             | 393              | 55            | 47             | 1108          | <b>5824</b>  |
| <b>OCT</b>   | 1513         | 265            | 1293           | 969             | 200              | 88            | 5              | 952           | <b>5285</b>  |
| <b>NOV</b>   | 1553         | 572            | 1310           | 734             | 245              | 14            | 13             | 936           | <b>5376</b>  |
| <b>DEC</b>   | 2142         | 518            | 1303           | 851             | 338              | 84            | 0              | 510           | <b>5745</b>  |
| <b>TOTAL</b> | <b>17885</b> | <b>5983</b>    | <b>13815</b>   | <b>8305</b>     | <b>3466</b>      | <b>1494</b>   | <b>328</b>     | <b>8651</b>   | <b>59926</b> |

**Fig J.4: SECTOR CARGO TRAFFIC (TONNES) FOR THE YEAR 2018**





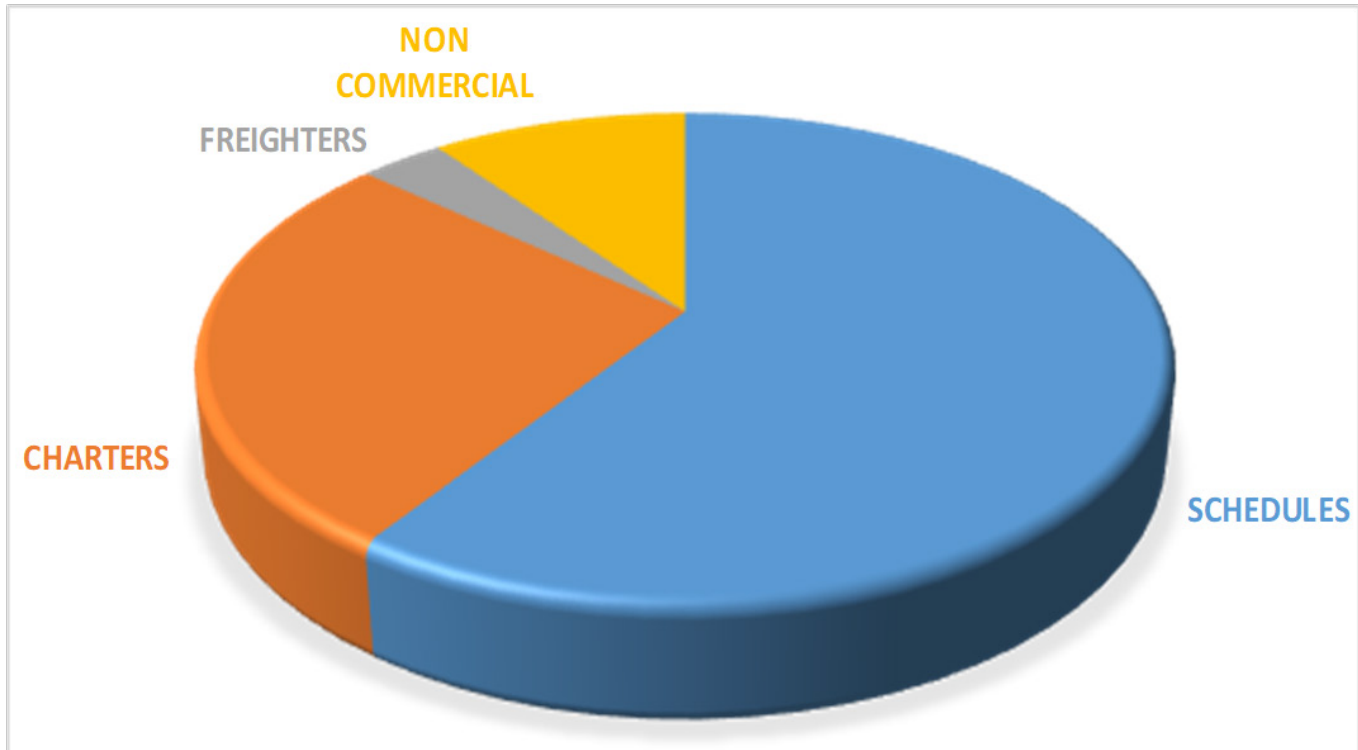
# AIRCRAFT MOVEMENTS BY TYPE



**TABLE K.1: AIRCRAFT MOVEMENTS BY TYPE - 2023**

| <b>MONTH</b> | <b>SCHEDULES</b> | <b>CHARTERS</b> | <b>FREIGHTERS</b> | <b>NON<br/>COMMERCIAL</b> | <b>TRAINING/<br/>TESTING</b> | <b>TOTAL</b> |
|--------------|------------------|-----------------|-------------------|---------------------------|------------------------------|--------------|
| <b>JAN</b>   | 1732             | 698             | 93                | 306                       | 148                          | 2977         |
| <b>FEB</b>   | 1566             | 733             | 71                | 266                       | 126                          | 2762         |
| <b>MAR</b>   | 1366             | 846             | 56                | 260                       | 154                          | 2682         |
| <b>APR</b>   | 1540             | 646             | 68                | 189                       | 120                          | 2563         |
| <b>MAY</b>   | 1706             | 739             | 77                | 256                       | 310                          | 3088         |
| <b>JUN</b>   | 1712             | 814             | 111               | 311                       | 665                          | 3613         |
| <b>JUL</b>   | 1819             | 966             | 122               | 399                       | 250                          | 3556         |
| <b>AUG</b>   | 1892             | 844             | 97                | 353                       | 156                          | 3342         |
| <b>SEP</b>   | 1776             | 744             | 93                | 331                       | 296                          | 3240         |
| <b>OCT</b>   | 1865             | 696             | 123               | 394                       | 288                          | 3366         |
| <b>NOV</b>   | 1771             | 662             | 120               | 319                       | 332                          | 3204         |
| <b>DEC</b>   | 1886             | 740             | 108               | 293                       | 160                          | 3187         |
| <b>TOTAL</b> | 20631            | 9128            | 1139              | 3677                      | 3005                         | 37580        |

**FIG. K.1: ANNUAL AIRCRAFT MOVEMENTS BY TYPE 2023**



**TABLE K.2: AIRCRAFT MOVEMENTS BY TYPE - 2022**

| MONTH        | SCHEDULES    | CHARTERS    | FREIGHTERS  | NON COMMERCIAL | TRAINING/<br>TESTING | TOTAL        |
|--------------|--------------|-------------|-------------|----------------|----------------------|--------------|
| JAN          | 1482         | 681         | 103         | 219            | 120                  | <b>2605</b>  |
| FEB          | 1390         | 585         | 81          | 205            | 250                  | <b>2511</b>  |
| MAR          | 1490         | 754         | 74          | 237            | 349                  | <b>2904</b>  |
| APR          | 1526         | 574         | 80          | 276            | 220                  | <b>2676</b>  |
| MAY          | 1600         | 607         | 98          | 267            | 216                  | <b>2788</b>  |
| JUN          | 1701         | 794         | 95          | 288            | 230                  | <b>3108</b>  |
| JUL          | 1803         | 803         | 89          | 293            | 243                  | <b>3231</b>  |
| AUG          | 1720         | 901         | 103         | 366            | 226                  | <b>3316</b>  |
| SEP          | 1668         | 829         | 73          | 298            | 326                  | <b>3194</b>  |
| OCT          | 1668         | 755         | 91          | 311            | 178                  | <b>3003</b>  |
| NOV          | 1512         | 676         | 104         | 254            | 142                  | <b>2688</b>  |
| DEC          | 1648         | 728         | 98          | 279            | 136                  | <b>2889</b>  |
| <b>TOTAL</b> | <b>19208</b> | <b>8687</b> | <b>1089</b> | <b>3293</b>    | <b>2636</b>          | <b>34913</b> |

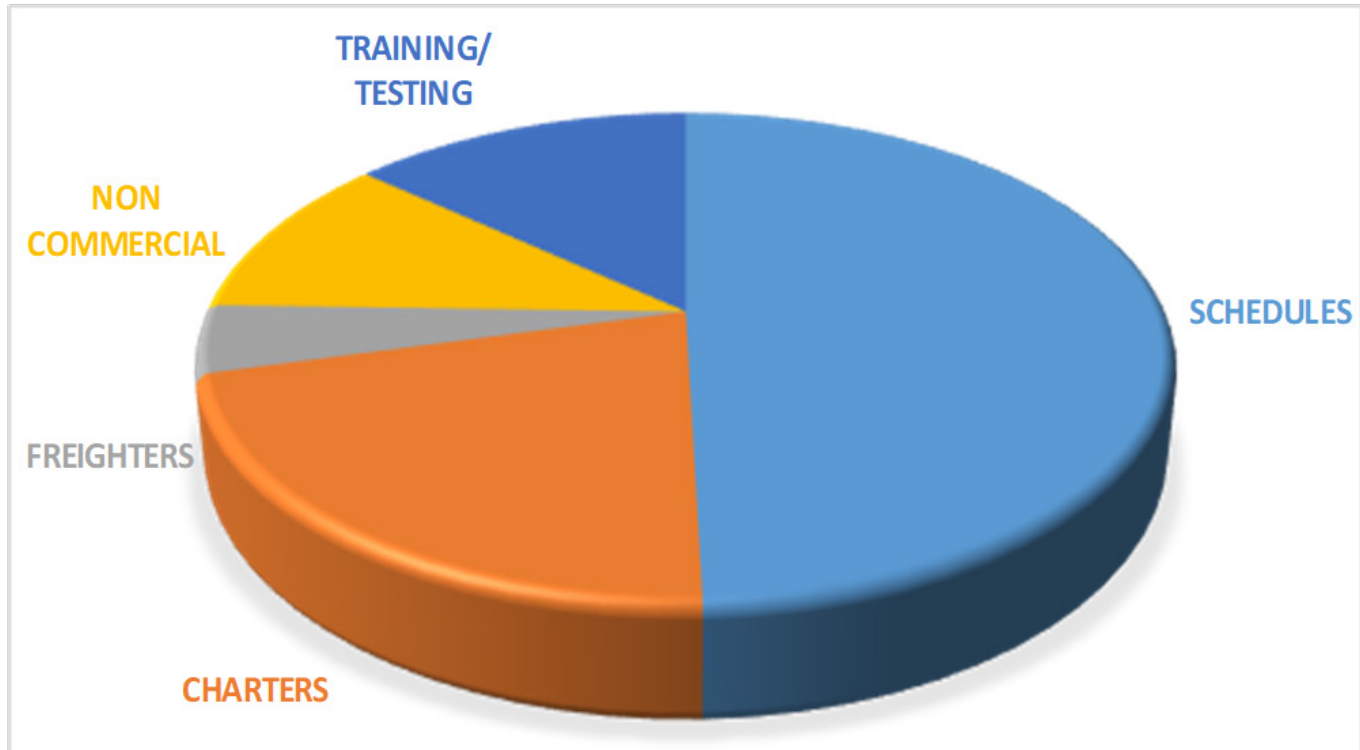
**FIG. K.1: ANNUAL AIRCRAFT MOVEMENTS BY TYPE 2022**



**TABLE K.3: AIRCRAFT MOVEMENTS BY TYPE - 2021**

| MONTH        | SCHEDULES    | CHARTERS    | FREIGHTERS  | NON COMMERCIAL | TRAINING/<br>TESTING | TOTAL        |
|--------------|--------------|-------------|-------------|----------------|----------------------|--------------|
| JAN          | 989          | 312         | 99          | 300            | 487                  | <b>2187</b>  |
| FEB          | 970          | 363         | 105         | 265            | 601                  | <b>2304</b>  |
| MAR          | 1123         | 447         | 121         | 337            | 476                  | <b>2504</b>  |
| APR          | 1129         | 487         | 121         | 254            | 330                  | <b>2321</b>  |
| MAY          | 1183         | 483         | 110         | 258            | 316                  | <b>2350</b>  |
| JUN          | 1145         | 522         | 86          | 217            | 114                  | <b>2084</b>  |
| JUL          | 1035         | 486         | 100         | 248            | 298                  | <b>2167</b>  |
| AUG          | 1070         | 634         | 109         | 243            | 234                  | <b>2290</b>  |
| SEP          | 1198         | 468         | 85          | 221            | 206                  | <b>2178</b>  |
| OCT          | 1397         | 577         | 110         | 234            | 106                  | <b>2424</b>  |
| NOV          | 1414         | 550         | 116         | 287            | 420                  | <b>2787</b>  |
| DEC          | 1356         | 723         | 110         | 227            | 266                  | <b>2682</b>  |
| <b>TOTAL</b> | <b>14009</b> | <b>6052</b> | <b>1272</b> | <b>3091</b>    | <b>3854</b>          | <b>28278</b> |

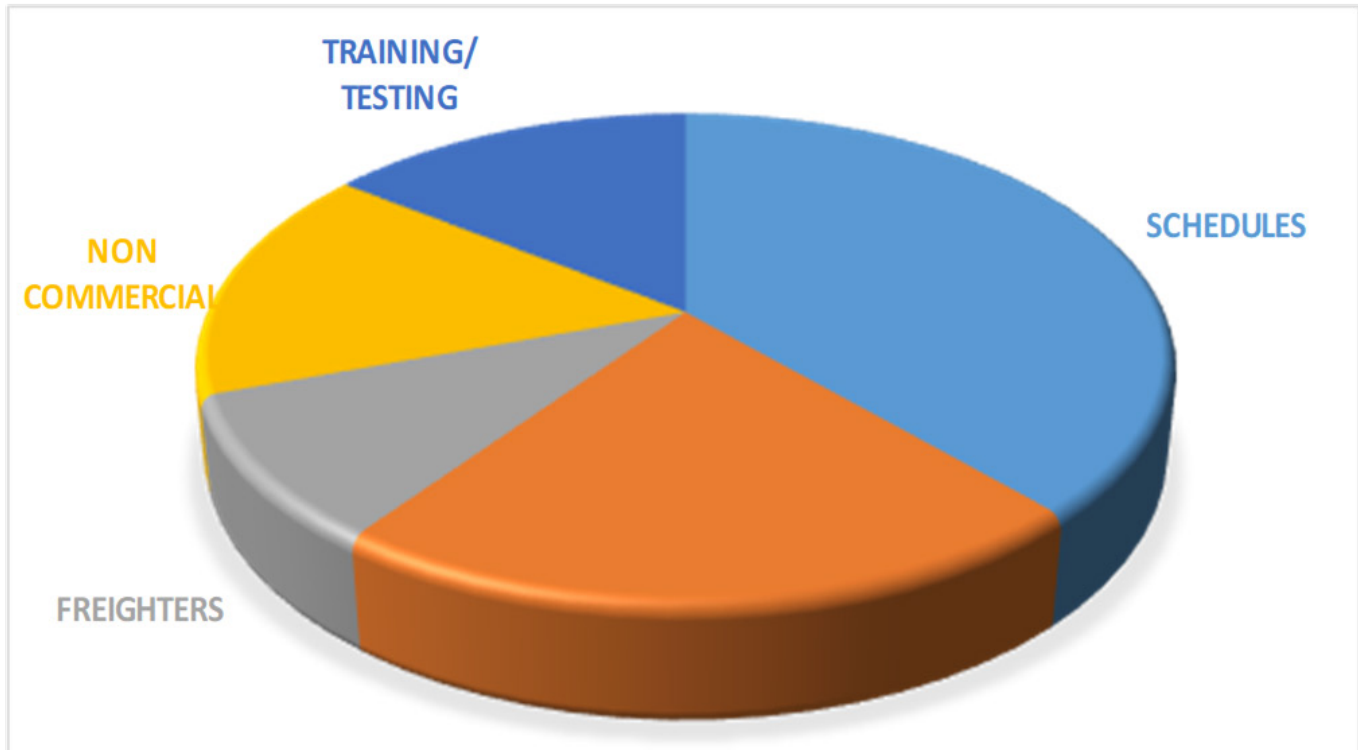
**FIG. K.1: ANNUAL AIRCRAFT MOVEMENTS BY TYPE 2021**



**TABLE K.4: AIRCRAFT MOVEMENTS BY TYPE - 2020**

| MONTH        | SCHEDULES   | CHARTERS    | FREIGHTERS  | NON COMMERCIAL | TRAINING/<br>TESTING | TOTAL        |
|--------------|-------------|-------------|-------------|----------------|----------------------|--------------|
| <b>JAN</b>   | 2189        | 772         | 75          | 422            | 244                  | <b>3702</b>  |
| <b>FEB</b>   | 1988        | 727         | 89          | 369            | 302                  | <b>3475</b>  |
| <b>MAR</b>   | 1329        | 487         | 95          | 338            | 272                  | <b>2521</b>  |
| <b>APR</b>   | 10          | 98          | 133         | 102            | 124                  | <b>467</b>   |
| <b>MAY</b>   | 8           | 149         | 199         | 182            | 210                  | <b>748</b>   |
| <b>JUN</b>   | 17          | 222         | 260         | 84             | 338                  | <b>1021</b>  |
| <b>JUL</b>   | 54          | 223         | 228         | 215            | 296                  | <b>1016</b>  |
| <b>AUG</b>   | 28          | 286         | 215         | 215            | 236                  | <b>980</b>   |
| <b>SEP</b>   | 62          | 331         | 212         | 239            | 244                  | <b>1088</b>  |
| <b>OCT</b>   | 625         | 333         | 160         | 285            | 292                  | <b>1695</b>  |
| <b>NOV</b>   | 746         | 393         | 156         | 320            | 198                  | <b>1813</b>  |
| <b>DEC</b>   | 875         | 485         | 162         | 365            | 282                  | <b>2169</b>  |
| <b>TOTAL</b> | <b>7931</b> | <b>4506</b> | <b>1984</b> | <b>3236</b>    | <b>3038</b>          | <b>20695</b> |

**FIG. K.1: ANNUAL AIRCRAFT MOVEMENTS BY TYPE 2020**

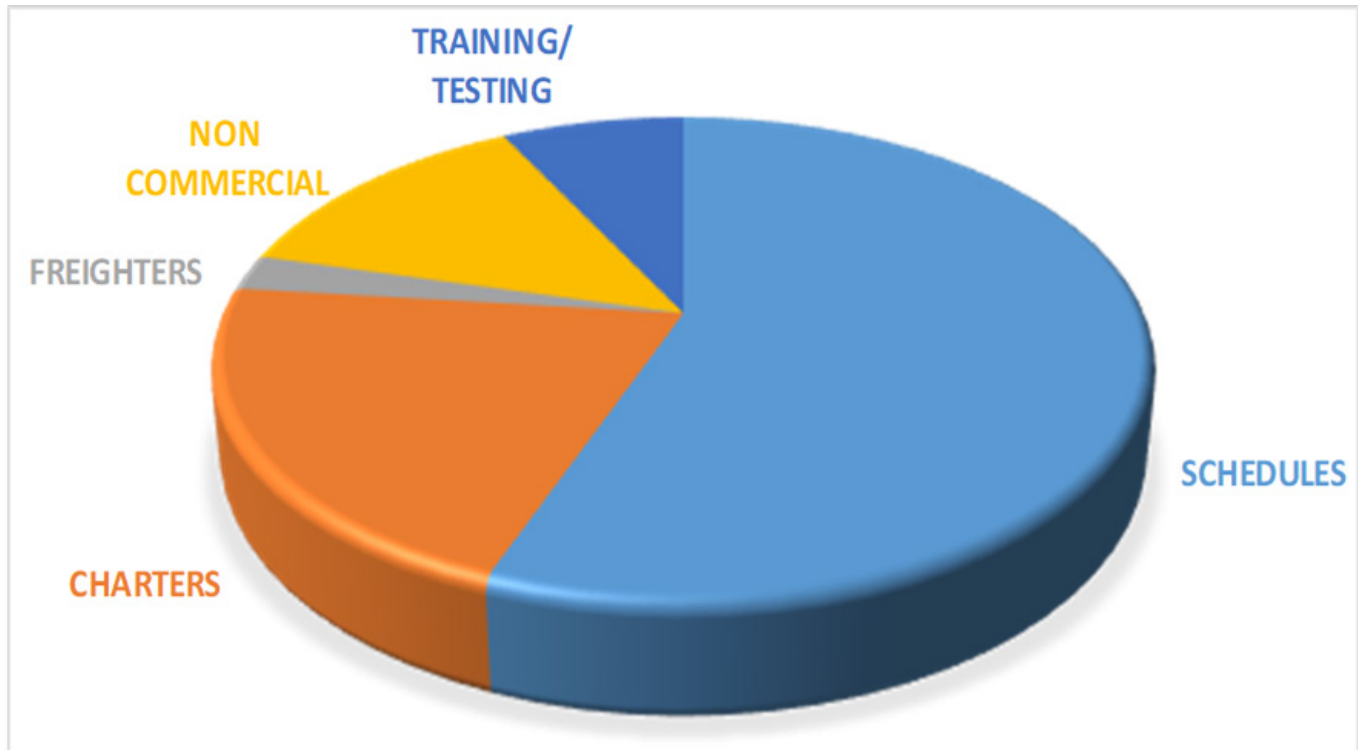




**TABLE K.5: AIRCRAFT MOVEMENTS BY TYPE - 2019**

| MONTH        | SCHEDULES    | CHARTERS    | FREIGHTERS | NON COMMERCIAL | TRAINING/<br>TESTING | TOTAL        |
|--------------|--------------|-------------|------------|----------------|----------------------|--------------|
| <b>JAN</b>   | 1899         | 793         | 77         | 431            | 238                  | <b>3437</b>  |
| <b>FEB</b>   | 1752         | 652         | 67         | 510            | 178                  | <b>3159</b>  |
| <b>MAR</b>   | 1880         | 652         | 59         | 440            | 180                  | <b>3211</b>  |
| <b>APR</b>   | 1697         | 688         | 82         | 444            | 364                  | <b>3275</b>  |
| <b>MAY</b>   | 1781         | 649         | 71         | 418            | 439                  | <b>3358</b>  |
| <b>JUN</b>   | 1819         | 744         | 93         | 465            | 157                  | <b>3276</b>  |
| <b>JUL</b>   | 1931         | 863         | 98         | 493            | 307                  | <b>3692</b>  |
| <b>AUG</b>   | 1923         | 802         | 93         | 443            | 250                  | <b>3511</b>  |
| <b>SEP</b>   | 2057         | 712         | 84         | 461            | 238                  | <b>3552</b>  |
| <b>OCT</b>   | 2078         | 738         | 82         | 523            | 196                  | <b>3762</b>  |
| <b>NOV</b>   | 2110         | 683         | 93         | 416            | 331                  | <b>3633</b>  |
| <b>DEC</b>   | 2183         | 724         | 84         | 475            | 264                  | <b>3730</b>  |
| <b>TOTAL</b> | <b>23110</b> | <b>8700</b> | <b>983</b> | <b>5519</b>    | <b>3142</b>          | <b>41596</b> |

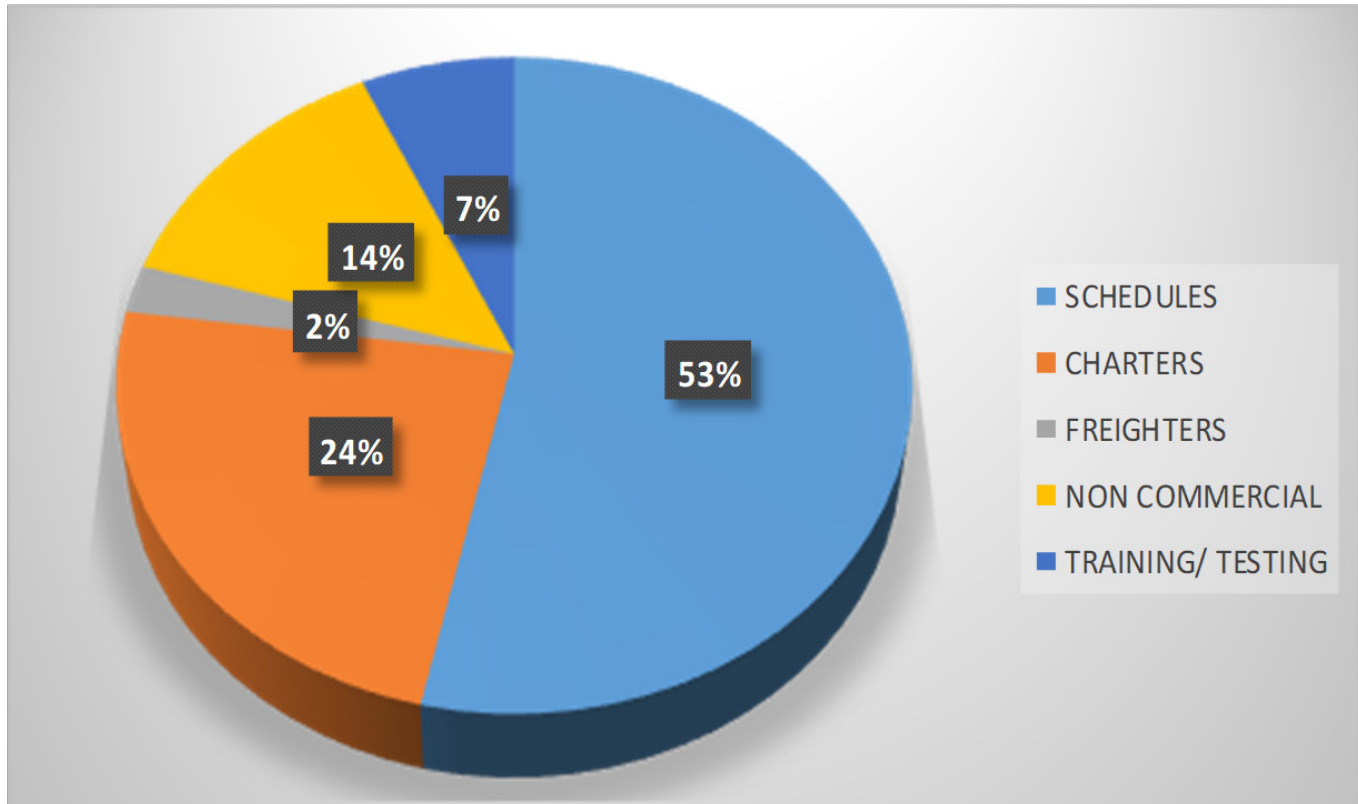
**FIG. K.1: ANNUAL AIRCRAFT MOVEMENTS BY TYPE 2019**



**TABLE K.6: AIRCRAFT MOVEMENTS BY TYPE - 2018**

| MONTH        | SCHEDULES    | CHARTERS    | FREIGHTERS | NON COMMERCIAL | TRAINING/<br>TESTING | TOTAL        |
|--------------|--------------|-------------|------------|----------------|----------------------|--------------|
| JAN          | 1608         | 798         | 82         | 447            | 184                  | 3119         |
| FEB          | 1507         | 785         | 75         | 563            | 268                  | 3198         |
| MAR          | 1705         | 796         | 93         | 480            | 309                  | 3383         |
| APR          | 1734         | 662         | 75         | 432            | 156                  | 3059         |
| MAY          | 1811         | 681         | 87         | 529            | 383                  | 3491         |
| JUN          | 1737         | 778         | 86         | 411            | 162                  | 3174         |
| JUL          | 1985         | 941         | 89         | 519            | 216                  | 3750         |
| AUG          | 1933         | 941         | 70         | 503            | 366                  | 3813         |
| SEP          | 1912         | 793         | 64         | 463            | 166                  | 3398         |
| OCT          | 1918         | 965         | 73         | 425            | 225                  | 3606         |
| NOV          | 1915         | 743         | 82         | 417            | 238                  | 3395         |
| DEC          | 2016         | 766         | 80         | 396            | 118                  | 3376         |
| <b>TOTAL</b> | <b>21781</b> | <b>9649</b> | <b>956</b> | <b>5585</b>    | <b>2791</b>          | <b>40762</b> |

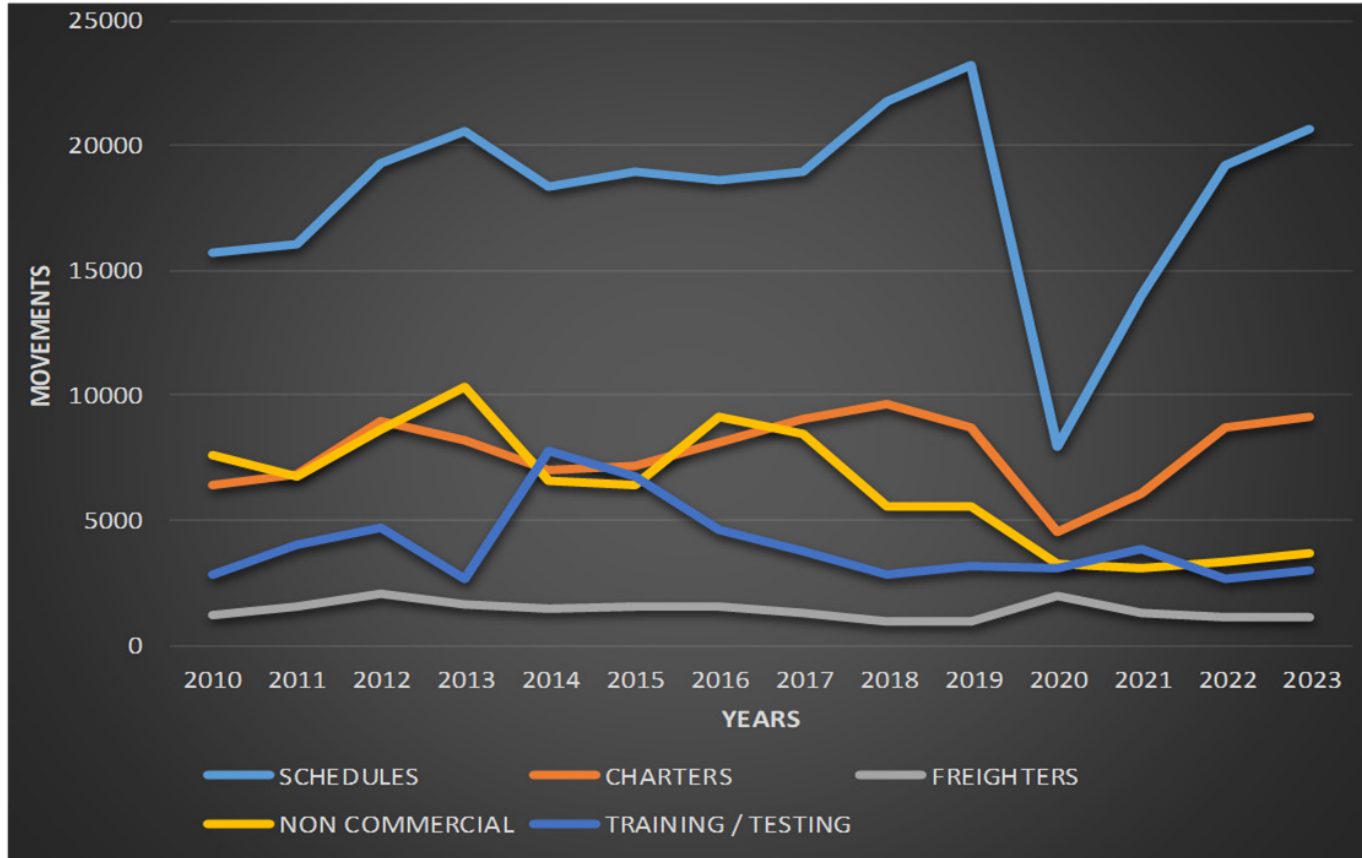
**FIG. K.1: ANNUAL AIRCRAFT MOVEMENTS BY TYPE 2018**



**TABLE K.7: ANNUAL AIRCRAFT MOVEMENTS BY TYPE (2014- 2023)**

|             | <b>SCHEDULES</b> | <b>CHARTERS</b> | <b>FREIGHTERS</b> | <b>NON<br/>COMMERCIAL</b> | <b>TRAINING /<br/>TESTING</b> | <b>TOTAL</b> |
|-------------|------------------|-----------------|-------------------|---------------------------|-------------------------------|--------------|
| <b>2010</b> | 15695            | 6390            | 1241              | 7570                      | 2799                          | <b>33695</b> |
| <b>2011</b> | 16082            | 6877            | 1547              | 6791                      | 4018                          | <b>35315</b> |
| <b>2012</b> | 19279            | 8968            | 2012              | 8603                      | 4718                          | <b>43580</b> |
| <b>2013</b> | 20557            | 8179            | 1626              | 10330                     | 2676                          | <b>43368</b> |
| <b>2014</b> | 18395            | 7013            | 1477              | 6604                      | 7795                          | <b>41284</b> |
| <b>2015</b> | 18954            | 7165            | 1524              | 6441                      | 6786                          | <b>40870</b> |
| <b>2016</b> | 18616            | 8153            | 1582              | 9175                      | 4601                          | <b>42127</b> |
| <b>2017</b> | 18960            | 9048            | 1321              | 8479                      | 3727                          | <b>41535</b> |
| <b>2018</b> | 21781            | 9649            | 956               | 5585                      | 2791                          | <b>40762</b> |
| <b>2019</b> | 23252            | 8700            | 983               | 5519                      | 3142                          | <b>41596</b> |
| <b>2020</b> | 7931             | 4506            | 1984              | 3236                      | 3038                          | <b>20695</b> |
| <b>2021</b> | 14009            | 6052            | 1272              | 3091                      | 3854                          | <b>28278</b> |
| <b>2022</b> | 19208            | 8687            | 1089              | 3293                      | 2636                          | <b>34913</b> |
| <b>2023</b> | 20631            | 9128            | 1139              | 3677                      | 3005                          | <b>37580</b> |

**FIG. K.2 ANNUAL AIRCRAFT MOVEMENTS BY TYPE (2014- 2023)**





# **TERMS AND DEFINITIONS**

# TERMS AND DEFINITIONS

|                                    |   |
|------------------------------------|---|
| <b>Aircraft departures:</b>        | The number of take-offs of aircraft. For statistical uses, departures are equal to the number of landings made or flight stages flown.  |
| <b>Aircraft Movements:</b>         | An aircraft take-off or landing at an airport. For airport traffic purposes one arrival and one departure is counted as two movements.  |
| <b>Commercial Air Carrier:</b>     | A carrier performing scheduled or non-scheduled air transport services, or both, available to the public for the carriage of passengers, mail or cargo for remuneration   |
| <b>Domestic flight:</b>            | A flight having exclusively domestic stages.  |
| <b>Domestic scheduled airline:</b> | Domestic flight stages include all flight stages flown between points within the domestic boundaries of a State by an airline registered in that State. Flight stages between a State and territories belonging to it, as well as any flight stages between two such territories should be classified as domestic. This applies even though a stage may cross international waters or over the territory of another State. Technical stops are not considered in classifying stages or revenue flights. |



# TERMS AND DEFINITIONS

|  |   |
|--|---|
| <b>Domestic scheduled airline:</b>       | An airline, which operates any scheduled service within the boundaries of the state where the airline is registered but which does not operate scheduled international services. Scheduled services between a State and territories belonging to it and between two such territories are considered as domestic.  |
| <b>Flight, commercial air transport:</b> | The operation of aircraft on one or more stages on a scheduled or non-scheduled basis, which is available to the public for remuneration and for hire   |
| <b>Freight (or mail) tonnes carried.</b> | The number of tonnes of freight carried is obtained by counting each tonne of freight on a particular flight (with one flight number) once only and not repeatedly on each individual stage of that flight. The only exception to this is for freight flown on both the international and domestic stage of the same flight, which is considered in computation both as a domestic and an international shipment or dispatch. The same principle should be used in calculating mail tonnes carried. |




## UGANDA CIVIL AVIATION AUTHORITY

Airport Road-Entebbe P.O.Box 5536 Kampala

+256 312 352 000, +256 414 352 000

 [aviation@caa.go.ug](mailto:aviation@caa.go.ug)

 [@UgandaCAA](https://twitter.com/UgandaCAA)

 [Uganda Civil Aviation Authority](https://www.facebook.com/UgandaCivilAviationAuthority)

[www.caa.go.ug](http://www.caa.go.ug)